

Results and timing service provided by **TISSOT**


Moto3™

SHARK GRAND PRIX DE FRANCE

Race

Classification after 22 laps = 92.07 km

29

Pos		Rider	Nation	Team	Motorcycle	Total Time	Km/h	Gap
1	25	11 Sergio GARCIA	SPA	Gaviota GASGAS Aspar Team	GASGAS	42'21.172	130.4	
2	20	12 Filip SALAC	CZE	Rivacold Snipers Team	HONDA	42'23.521	130.3	2.349
3	16	54 Riccardo ROSSI	ITA	BOE Owlride	KTM	42'26.761	130.1	5.589
4	13	17 John MCPHEE	GBR	Petronas Sprinta Racing	HONDA	42'28.330	130.0	7.158
5	11	71 Ayumu SASAKI	JPN	Red Bull KTM Tech 3	KTM	42'36.054	129.6	14.882
6	10	31 Adrian FERNANDEZ	SPA	Sterilgarda Max Racing Team	HUSQVARNA	42'48.451	129.0	27.279
7	9	43 Xavier ARTIGAS	SPA	Leopard Racing	HONDA	42'48.580	129.0	27.408
8	8	37 Pedro ACOSTA	SPA	Red Bull KTM Ajo	KTM	42'51.052	128.9	29.880
9	7	53 Deniz ÖNCÜ	TUR	Red Bull KTM Tech 3	KTM	42'56.270	128.6	35.098
10	6	55 Romano FENATI	ITA	Sterilgarda Max Racing Team	HUSQVARNA	42'57.788	128.5	36.616
11	5	16 Andrea MIGNO	ITA	Rivacold Snipers Team	HONDA	43'03.519	128.2	42.347
12	4	6 Ryusei YAMANAKA	JPN	CarXpert PruestelGP	KTM	43'03.911	128.2	42.739
13	3	50 Jason DUPASQUIER	SWI	CarXpert PruestelGP	KTM	43'03.928	128.2	42.756
14	2	28 Izan GUEVARA	SPA	Gaviota GASGAS Aspar Team	GASGAS	43'12.063	127.8	50.891
15	1	19 Andi Farid IZDIHAR	INA	Honda Team Asia	HONDA	43'13.925	127.7	52.753
16		73 Maximilian KOFLER	AUT	CIP Green Power	KTM	43'14.226	127.7	53.054
17		82 Stefano NEPA	ITA	BOE Owlride	KTM	43'14.740	127.7	53.568
18		7 Dennis FOGGIA	ITA	Leopard Racing	HONDA	43'40.167	126.5	1'18.995
19		20 Lorenzo FELLON	FRA	SIC58 Squadra Corse	HONDA	43'40.275	126.4	1'19.103
20		40 Darryn BINDER	RSA	Petronas Sprinta Racing	HONDA	44'15.296	124.8	1'54.124
21		27 Kaito TOBA	JPN	CIP Green Power	KTM	42'44.595	123.3	1 lap
22		52 Jeremy ALCOBA	SPA	Indonesian Racing Gresini Moto3	HONDA	42'35.147	106.1	4 laps
Not classified								
		99 Carlos TATAY	SPA	Avintia Esponsorama Moto3	KTM	28'08.915	124.8	8 laps
		32 Takuma MATSUYAMA	JPN	Honda Team Asia	HONDA	6'10.948	121.8	19 laps
		2 Gabriel RODRIGO	ARG	Indonesian Racing Gresini Moto3	HONDA	4'05.015	122.9	20 laps
		5 Jaume MASIA	SPA	Red Bull KTM Ajo	KTM	2'04.627	120.8	21 laps
		24 Tatsuki SUZUKI	JPN	SIC58 Squadra Corse	HONDA	2'06.258	119.3	21 laps
		23 Niccolò ANTONELLI	ITA	Avintia Esponsorama Moto3	KTM	3'46.484	66.5	21 laps

The results are provisional until the end of the limit for protest and appeals.

Time limit for protest expires 30' after publication of the results - Time:

These data/results cannot be reproduced, stored and/or transmitted in whole or in part by any manner of electronic, mechanical, photocopying, recording, broadcasting or otherwise now known or herein after developed without the previous express consent by the copyright owner, except for reproduction in daily press and regular printed publications on sale to the public within 60 days of the event related to those data/results and always provided that copyright symbol appears together as follows below.

© DORNA, 2021

Official MotoGP Timing by TISSOT
www.motogp.com

Le Mans, Sunday, May 16, 2021

Page 1 of 2





Results and timing service provided by **TISSOT**

Moto3™

SHARK GRAND PRIX DE FRANCE

Race

Classification after 22 laps = 92.07 km

29

Pos	Rider	Nation	Team	Motorcycle	Total Time	Km/h	Gap
-----	-------	--------	------	------------	------------	------	-----

Race condition: Wet
Air: 13°
Humidity: 86%
Ground: 17°

Pole Position:		Andrea MIGNO	1'47.407	140.2 Km/h
Fastest Lap:	Lap 22	Riccardo ROSSI	1'50.822	135.9 Km/h
Best Race Lap:	2020	Celestino VIETTI	1'41.690	148.1 Km/h
All Time Lap Record:	2020	Jaume MASIA	1'41.399	148.5 Km/h

10:45'15

10:46'55 Carlos TATAY

10:58'03

10:58'04 Carlos TATAY

11:01'06

11:02'52

11:03'12 Niccolò ANTONELLI

11:03'51 Tatsuki SUZUKI

11:04'19 Jeremy ALCOBA

11:04'45 Niccolò ANTONELLI

11:04'55 Niccolò ANTONELLI

11:04'56 Jeremy ALCOBA

11:05'12 Jaume MASIA

11:05'41 Pedro ACOSTA

11:05'46 Pedro ACOSTA

11:06'20 Jeremy ALCOBA

11:06'28 Gabriel RODRIGO

11:09'20 Takuma MATSUYAMA

11:12'11 Jeremy ALCOBA

11:14'17 Kaito TOBA

11:14'50 Kaito TOBA

11:17'33 Darryn BINDER

11:18'03 Darryn BINDER

11:29'16 Carlos TATAY

SIGHTING LAP START

crashed out in warmup lap

WARM UP LAP START

starting warm up lap from pit lane

RACE START

No jump start

crashed out - Rider OK

crashed out - Rider OK

crashed out - Rider OK

re-joined race

entered pits and retired

re-joined race

crashed out - Rider OK

crashed out - Rider OK

re-joined race

re-joined race

entered pits

crashed out - Rider OK

crashed out - Rider OK

re-joined race

crashed out - Rider OK

re-joined race

crashed out - Rider OK

re-joined race

entered pits and retired

The results are provisional until the end of the limit for protest and appeals.

Time limit for protest expires 30' after publication of the results - Time:

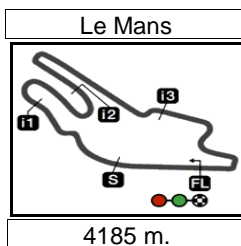
These data/results cannot be reproduced, stored and/or transmitted in whole or in part by any manner of electronic, mechanical, photocopying, recording, broadcasting or otherwise now known or herein after developed without the previous express consent by the copyright owner, except for reproduction in daily press and regular printed publications on sale to the public within 60 days of the event related to those data/results and always provided that copyright symbol appears together as follows below.

© DORNA, 2021

Official MotoGP Timing by **TISSOT**
 www.motogp.com

Le Mans, Sunday, May 16, 2021





Results and timing service provided by TISSOT

Moto3™

SHARK GRAND PRIX DE FRANCE

World Championship Classification

30

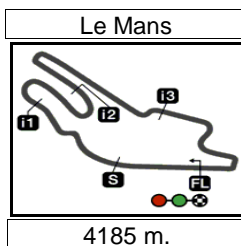
Rider		Points	Leader	Previous	QAT	DOH	POR	SPA	FRA	ITA	CAT	GER	NED	STY	AUT	GBR	ARA	RSM	JPN	THA	AUS	MAL	VAL
1	ACOSTA Pedro	SPA	103		20	25	25	25	8														
2	GARCIA Sergio	SPA	49	54	54	13	0	8	3	25													
3	MIGNO Andrea	ITA	47	56	2	-	13	16	13	5													
4	FENATI Romano	ITA	46	57	1	5	6	9	20	6													
5	ANTONELLI Niccolò	ITA	44	59	2	10	16	10	8	-													
6	SASAKI Ayumu	JPN	44	59	0	-	9	13	11	11													
7	MASIA Jaume	SPA	39	64	5	25	7	7	0	-													
8	BINDER Darryn	RSA	36	67	3	16	20	0	0	0													
9	SALAC Filip	CZE	30	73	6	3	-	3	4	20													
10	DUPASQUIER Jason	SWI	27	76	3	6	5	4	9	3													
11	GUEVARA Izan	SPA	26	77	1	9	10	0	5	2													
12	YAMANAKA Ryusei	JPN	26	77	0	2	8	6	6	4													
13	RODRIGO Gabriel	ARG	25	78	1	11	3	11	-	-													
14	FOGGIA Dennis	ITA	20	83	5	-	0	20	-	0													
15	ALCOBA Jeremy	SPA	18	85	2	-	-	2	16	0													
16	TOBA Kaito	JPN	18	85	0	7	11	-	0	0													
17	ROSSI Riccardo	ITA	16	87	2	-	0	0	0	16													
18	ARTIGAS Xavier	SPA	16	87	0	-	-	-	7	9													
19	TATAY Carlos	SPA	14	89	2	4	0	0	10	-													
20	MCPHEE John	GBR	13	90	1	-	-	0	-	13													
21	SUZUKI Tatsuki	JPN	12	91	1	8	4	-	-	-													
22	FERNANDEZ Adrian	SPA	10	93	2	0	-	-	0	10													
23	ÖNCÜ Deniz	TUR	8	95	2	0	0	1	0	7													
24	NEPA Stefano	ITA	6	97	2	0	0	5	1	0													
25	KUNII Yuki	JPN	3	100	3	0	1	0	2	-													

These data/results cannot be reproduced, stored and/or transmitted in whole or in part by any manner of electronic, mechanical, photocopying, recording, broadcasting or otherwise now known or herein after developed without the previous express consent by the copyright owner, except for reproduction in daily press and regular printed publications on sale to the public within 60 days of the event related to those data/results and always provided that copyright symbol appears together as follows below.
© DORNA, 2021

Official MotoGP Timing by TISSOT
www.motogp.com

Le Mans, Sunday, May 16, 2021





Results and timing service provided by TISSOT

Moto3™

SHARK GRAND PRIX DE FRANCE

World Championship Classification

30

Rider		Points	Leader	Previous	QAT	DOH	POR	SPA	FRA	ITA	CAT	GER	NED	STY	AUT	GBR	ARA	RSM	JPN	THA	AUS	MAL	VAL
26	KOFLER Maximilian	AUT	3	100	0	1	2	0	0	0													
27	IZDIHAR Andi Farid	INA	1	102	2	0	0	0	0	1													
28	FELLON Lorenzo	FRA	0	103	1	0	0	0	0	0													

Constructor	Points	Leader	Previous	QAT	DOH	POR	SPA	FRA	ITA	CAT	GER	NED	STY	AUT	GBR	ARA	RSM	JPN	THA	AUS	MAL	VAL	
1	KTM	116			25	25	25	25	16														
2	HONDA	92	24	24	16	20	20	16	20														
3	GASGAS	61	55	31	13	10	8	5	25														
4	HUSQVARNA	50	66	11	5	6	9	20	10														

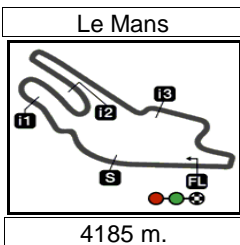
Team	Points	Leader	Previous	QAT	DOH	POR	SPA	FRA	ITA	CAT	GER	NED	STY	AUT	GBR	ARA	RSM	JPN	THA	AUS	MAL	VAL	
1	RED BULL KTM AJO	142			45	32	32	25	8														
2	RIVACOLD SNIPERS TEAM	77	65	65	3	13	19	17	25														
3	GAVIOTA GASGAS ASPAR TEAM	75	67	2	22	10	8	8	27														
4	AVINTIA ESPONSORAMA MOTO3	58	84	17	14	16	10	18	-														
5	STERILGARDA MAX RACING TEAM	56	86	2	5	6	9	20	16														
6	CARXPRT PRUESTELGP	53	89	3	8	13	10	15	7														
7	RED BULL KTM TECH 3	52	90	1	-	9	14	11	18														
8	PETRONAS SPRINTA RACING	49	93	3	16	20	-	-	13														
9	INDONESIAN RACING GRESINI MOTO3	43	99	6	11	3	13	16	-														
10	LEOPARD RACING	36	106	7	-	-	20	7	9														
11	BOE OWLRIDE	22	120	14	-	-	5	1	16														
12	CIP GREEN POWER	21	121	1	8	13	-	-	-														
13	SIC58 SQUADRA CORSE	12	130	9	8	4	-	-	-														

These data/results cannot be reproduced, stored and/or transmitted in whole or in part by any manner of electronic, mechanical, photocopying, recording, broadcasting or otherwise now known or herein after developed without the previous express consent by the copyright owner, except for reproduction in daily press and regular printed publications on sale to the public within 60 days of the event related to those data/results and always provided that copyright symbol appears together as follows below.
© DORNA, 2021

Official MotoGP Timing by TISSOT
www.motogp.com

Le Mans, Sunday, May 16, 2021





Results and timing service provided by TISSOT

Moto3™

SHARK GRAND PRIX DE FRANCE

World Championship Classification

30

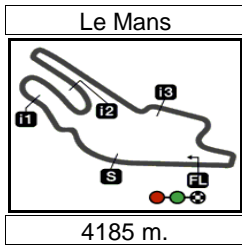
Team	<i>Points</i>	<i>Leader</i>	<i>Previous</i>	QAT	DOH	POR	SPA	FRA	ITA	CAT	GER	NED	STY	AUT	GBR	ARA	RSM	JPN	THA	AUS	MAL	VAL
14 HONDA TEAM ASIA	4	138	8	-	1	-	2	1														

These data/results cannot be reproduced, stored and/or transmitted in whole or in part by any manner of electronic, mechanical, photocopying, recording, broadcasting or otherwise now known or herein after developed without the previous express consent by the copyright owner, except for reproduction in daily press and regular printed publications on sale to the public within 60 days of the event related to those data/results and always provided that copyright symbol appears together as follows below.
© DORNA, 2021

Official MotoGP Timing by TISSOT
www.motogp.com

Le Mans, Sunday, May 16, 2021





Results and timing service provided by **TISSOT**

Moto3™

SHARK GRAND PRIX DE FRANCE

Race

Lap Chart

31

Pos	1	2	3	4	5	6	7	8	9	10	11	12	13	14	15	16	17	18	19	20	21	22	23	24	25	26	27	28
Grid	16	54	5	17	2	23	12	11	24	55	82	6	53	50	71	40	52	7	27	99	37	73	32	28	20	31	43	19



	1	2	3	4	5	6	7	8	9	10	11	12	13	14	15	16	17	18	19	20	21	22	23	24	25	26	27	28	
	12	54	11	5	2	16	71	24	17	37	6	50	27	82	55	52	73	43	32	53	31	7	40	28	99	19	20	23	
	11	12	54	2	71	37	17	16	50	6	82	27	43	55	31	73	32	40	53	7	99	28	19	20	52				
	11	12	54	71	17	16	50	6	82	43	27	40	31	55	73	32	53	7	99	19	37	28	20	52					
	11	12	54	71	17	6	16	50	40	82	43	27	31	73	55	53	7	37	19	99	28	20	52						
	11	12	54	71	17	40	6	43	16	50	82	27	31	73	55	53	37	7	19	99	28	20	52						
	11	12	54	71	17	40	43	6	50	31	16	27	73	55	82	37	53	7	19	99	28	20	52						
	11	12	54	71	17	43	40	6	31	50	73	16	55	82	37	7	53	19	99	28	20	27	52						
	11	12	54	71	17	40	43	6	31	50	73	16	55	82	37	7	19	53	99	28	20	27	52						
	11	12	54	71	17	31	43	6	50	73	16	37	55	82	19	53	99	7	28	20	40	27	52						
	11	12	54	71	17	31	43	50	6	73	37	16	55	82	19	53	99	28	7	20	40	27	52						
L	11	12	54	71	17	31	43	50	6	37	73	16	55	82	19	53	99	28	7	20	40	27	52						
a	12	11	12	54	71	17	31	43	50	6	37	73	16	55	82	19	53	99	28	7	20	40	27	52					
P	13	12	11	54	71	17	31	43	6	37	50	16	73	55	82	53	19	99	28	7	20	40	27	52					
S	14	11	12	54	71	17	31	43	37	6	50	16	55	73	82	53	19	28	99	7	20	40	27	52					
	15	11	12	54	71	17	31	43	37	16	6	50	55	73	82	53	19	28	7	20	40	27	52						
	16	11	12	54	71	17	31	43	37	16	6	50	55	73	82	53	19	28	7	20	40	27	52						
	17	11	12	54	17	71	31	43	37	16	55	50	6	53	73	82	19	28	7	20	40	27	52						
	18	11	12	54	17	71	31	43	37	55	16	6	53	50	73	82	19	28	7	20	40	27	52						
	19	11	12	54	17	71	31	43	37	55	16	53	6	50	73	82	19	28	7	20	40	27	52						
	20	11	12	54	17	71	31	43	37	55	53	16	6	50	73	82	19	28	7	20	40	27	52						
	21	11	12	54	17	71	31	43	37	53	55	6	16	50	73	28	19	82	7	20	40	27	52						
	22	11	12	54	17	71	31	43	37	53	55	16	6	50	28	19	73	82	7	20	40	27	52						

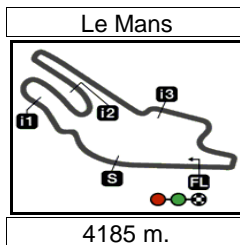
○ Winner □ Lapped rider

These data/results cannot be reproduced, stored and/or transmitted in whole or in part by any manner of electronic, mechanical, photocopying, recording, broadcasting or otherwise now known or herein after developed without the previous express consent by the copyright owner, except for reproduction in daily press and regular printed publications on sale to the public within 60 days of the event related to those data/results and always provided that copyright symbol appears together as follows below.

Official MotoGP Timing by **TISSOT**
www.motogp.com

Le Mans, Sunday, May 16, 2021





Results and timing service provided by TISSOT

Moto3™

SHARK GRAND PRIX DE FRANCE

Race

Fastest Lap of Each Rider

32

	Rider	Nation	Team	Motorcycle	Time	Lap Total	Gap
1	54 Riccardo ROSSI	ITA	BOE Owlride	KTM	1'50.822	22 22	
2	53 Deniz ÖNCÜ	TUR	Red Bull KTM Tech 3	KTM	1'51.196	21 22	0.374 0.374
3	17 John MCPHEE	GBR	Petronas Sprinta Racing	HONDA	1'51.204	21 22	0.382 0.008
4	28 Izan GUEVARA	SPA	Gaviota GASGAS Aspar Team	GASGAS	1'51.565	22 22	0.743 0.361
5	37 Pedro ACOSTA	SPA	Red Bull KTM Ajo	KTM	1'51.830	22 22	1.008 0.265
6	55 Romano FENATI	ITA	Sterilgarda Max Racing Team	HUSQVARNA	1'52.058	21 22	1.236 0.228
7	11 Sergio GARCIA	SPA	Gaviota GASGAS Aspar Team	GASGAS	1'52.193	21 22	1.371 0.135
8	43 Xavier ARTIGAS	SPA	Leopard Racing	HONDA	1'52.253	22 22	1.431 0.060
9	12 Filip SALAC	CZE	Rivacold Snipers Team	HONDA	1'52.293	20 22	1.471 0.040
10	31 Adrian FERNANDEZ	SPA	Sterilgarda Max Racing Team	HUSQVARNA	1'52.381	22 22	1.559 0.088
11	19 Andi Farid IZDIHAR	INA	Honda Team Asia	HONDA	1'52.702	20 22	1.880 0.321
12	50 Jason DUPASQUIER	SWI	CarXpert PruestelGP	KTM	1'52.896	21 22	2.074 0.194
13	6 Ryusei YAMANAKA	JPN	CarXpert PruestelGP	KTM	1'53.278	21 22	2.456 0.382
14	71 Ayumu SASAKI	JPN	Red Bull KTM Tech 3	KTM	1'53.314	21 22	2.492 0.036
15	16 Andrea MIGNO	ITA	Rivacold Snipers Team	HONDA	1'53.463	19 22	2.641 0.149
16	73 Maximilian KOFLER	AUT	CIP Green Power	KTM	1'53.790	22 22	2.968 0.327
17	82 Stefano NEPA	ITA	BOE Owlride	KTM	1'53.889	22 22	3.067 0.099
18	20 Lorenzo FELLON	FRA	SIC58 Squadra Corse	HONDA	1'54.483	22 22	3.661 0.594
19	7 Dennis FOGGIA	ITA	Leopard Racing	HONDA	1'54.547	22 22	3.725 0.064
20	52 Jeremy ALCOBA	SPA	Indonesian Racing Gresini Moto3	HONDA	1'55.190	15 18	4.368 0.643
21	27 Kaito TOBA	JPN	CIP Green Power	KTM	1'55.218	19 21	4.396 0.028
22	40 Darryn BINDER	RSA	Petronas Sprinta Racing	HONDA	1'55.723	21 22	4.901 0.505
23	99 Carlos TATAY	SPA	Avintia Esponsorama Moto3	KTM	1'57.109	12 14	6.287 1.386
24	2 Gabriel RODRIGO	ARG	Indonesian Racing Gresini Moto3	HONDA	1'59.857	2 2	9.035 2.748
25	32 Takuma MATSUYAMA	JPN	Honda Team Asia	HONDA	2'00.348	3 3	9.526 0.491

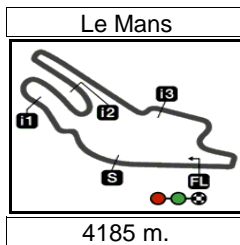
These data/results cannot be reproduced, stored and/or transmitted in whole or in part by any manner of electronic, mechanical, photocopying, recording, broadcasting or otherwise now known or herein after developed without the previous express consent by the copyright owner, except for reproduction in daily press and regular printed publications on sale to the public within 60 days of the event related to those data/results and always provided that copyright symbol appears together as follows below.

© DORNA, 2021

Official MotoGP Timing by TISSOT
www.motogp.com

Le Mans, Sunday, May 16, 2021





Results and timing service provided by **TISSOT**

Moto3™

SHARK GRAND PRIX DE FRANCE

After the Race

Event Best Maximum Speed

33



Rider	Nation Team	Motorcycle	Km/h	
27 Kaito TOBA	JPN CIP Green Power	KTM	227.1	Qualifying Nr. 1
82 Stefano NEPA	ITA BOE Owlride	KTM	225.6	Free Practice Nr. 2
71 Ayumu SASAKI	JPN Red Bull KTM Tech 3	KTM	225.6	Free Practice Nr. 2
28 Izan GUEVARA	SPA Gaviota GASGAS Aspar Team	GASGAS	225.6	Qualifying Nr. 1
23 Niccolò ANTONELLI	ITA Avintia Esponsorama Moto3	KTM	224.0	Free Practice Nr. 2
92 Yuki KUNII	JPN Honda Team Asia	HONDA	223.5	Qualifying Nr. 1
7 Dennis FOGGIA	ITA Leopard Racing	HONDA	223.5	Free Practice Nr. 2
73 Maximilian KOFLEDER	AUT CIP Green Power	KTM	223.0	Qualifying Nr. 1
31 Adrian FERNANDEZ	SPA Sterilgarda Max Racing Team	HUSQVARNA	223.0	Qualifying Nr. 1
11 Sergio GARCIA	SPA Gaviota GASGAS Aspar Team	GASGAS	223.0	Free Practice Nr. 2
16 Andrea MIGNO	ITA Rivacold Snipers Team	HONDA	222.5	Free Practice Nr. 2
32 Takuma MATSUYAMA	JPN Honda Team Asia	HONDA	222.5	Qualifying Nr. 1
50 Jason DUPASQUIER	SWI CarXpert PruestelGP	KTM	222.5	Free Practice Nr. 2
5 Jaime MASIA	SPA Red Bull KTM Ajo	KTM	222.5	Free Practice Nr. 2
24 Tatsuki SUZUKI	JPN SIC58 Squadra Corse	HONDA	222.5	Qualifying Nr. 1
19 Andi Farid IZDIHAR	INA Honda Team Asia	HONDA	222.0	Qualifying Nr. 1
43 Xavier ARTIGAS	SPA Leopard Racing	HONDA	222.0	Free Practice Nr. 2
2 Gabriel RODRIGO	ARG Indonesian Racing Gresini Moto3	HONDA	222.0	Free Practice Nr. 2
12 Filip SALAC	CZE Rivacold Snipers Team	HONDA	221.6	Qualifying Nr. 1
40 Darryn BINDER	RSA Petronas Sprinta Racing	HONDA	221.6	Free Practice Nr. 2
52 Jeremy ALCOBA	SPA Indonesian Racing Gresini Moto3	HONDA	221.6	Qualifying Nr. 1
53 Deniz ÖNCÜ	TUR Red Bull KTM Tech 3	KTM	221.6	Race
37 Pedro ACOSTA	SPA Red Bull KTM Ajo	KTM	221.6	Free Practice Nr. 2
20 Lorenzo FELLON	FRA SIC58 Squadra Corse	HONDA	221.1	Free Practice Nr. 2
54 Riccardo ROSSI	ITA BOE Owlride	KTM	220.6	Free Practice Nr. 2
55 Romano FENATI	ITA Sterilgarda Max Racing Team	HUSQVARNA	220.6	Race
99 Carlos TATAY	SPA Avintia Esponsorama Moto3	KTM	220.1	Qualifying Nr. 1
17 John MCPHEE	GBR Petronas Sprinta Racing	HONDA	219.6	Race
6 Ryusei YAMANAKA	JPN CarXpert PruestelGP	KTM	219.6	Free Practice Nr. 2

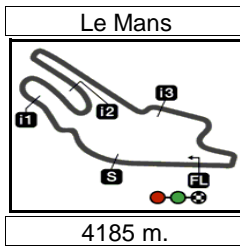
These data/results cannot be reproduced, stored and/or transmitted in whole or in part by any manner of electronic, mechanical, photocopying, recording, broadcasting or otherwise now known or herein after developed without the previous express consent by the copyright owner, except for reproduction in daily press and regular printed publications on sale to the public within 60 days of the event related to those data/results and always provided that copyright symbol appears together as follows below.

© DORNA, 2021

Official MotoGP Timing by TISSOT
www.motogp.com

Le Mans, Sunday, May 16, 2021





Results and timing service provided by TISSOT

Moto3™

SHARK GRAND PRIX DE FRANCE

Race

Chronological Analysis of Performances

34

* Lap / Sector time cancelled **T1** Time from finish line to 1st intermediate **T3** Time from 2nd intermed. to 3rd intermed.
P Crossing the finish line in pit lane **T2** Time from 1st intermed. to 2nd intermed. **T4** Time from 3rd intermediate to finish line

Lap	Lap Time	T1	T2	T3	T4	Speed	Lap	Lap Time	T1	T2	T3	T4	Speed
1st 11 Sergio GARCIA Gaviota GASGAS As SPA							3rd 54 Riccardo ROSSI BOE Owlride ITA						
Runs=1 Total laps=22 Full laps=20							Runs=1 Total laps=22 Full laps=21						
1	2'04.283	32.343	27.016	33.617	31.307	171.9	1	2'04.054	31.490	27.278	33.958	31.328	169.8
2	1'58.593	28.380	26.334	32.987	30.892	216.7	2	1'59.667	28.724	26.635	33.232	31.076	213.5
3	1'57.227 *	27.737	26.124	32.750	30.616*	214.9	3	1'58.939	28.500	26.499	33.139	30.801	214.4
4	1'57.047	27.848	25.802	32.741	30.656	213.5	4	1'58.024	28.126	26.277	33.017	30.604	213.9
5	1'56.574	27.634	25.944	32.660	30.336	213.9	5	1'57.734	28.000	26.221	32.791	30.722	213.5
6	1'56.826	27.678	25.962	32.626	30.560	214.9	6	1'57.224	27.906	26.119	32.735	30.464	213.5
7	1'56.656	27.836	25.988	32.461	30.371	213.0	7	1'57.118	27.917	26.047	32.725	30.429	213.9
8	1'56.202	27.259	26.055	32.510	30.378	214.9	8	1'57.130	27.750	26.056	32.938	30.386	213.9
9	1'55.700	27.332	25.763	32.405	30.200	213.9	9	1'56.090	27.602	25.824	32.471	30.193	212.1
10	1'55.806	27.414	25.901	32.403	30.088	214.9	10	1'56.258	27.653	25.909	32.620	30.076	213.5
11	1'55.583	27.408	25.750	32.242	30.183	214.4	11	1'56.023	27.582	25.883	32.517	30.041	213.0
12	1'55.451	27.391	25.812	32.273	29.975	214.4	12	1'55.638	27.571	25.712	32.394	29.961	212.6
13	1'55.660	27.027	25.609	33.171	29.853	214.9	13	1'55.264	27.255	25.698	32.582	29.729	212.6
14	1'54.094	26.966	25.480	31.904	29.744	214.9	14	1'54.446	27.143	25.567	32.228	29.508	213.5
15	1'54.188	27.143	25.522	31.822	29.701	215.3	15	1'54.691	27.202	25.656	32.295	29.538	213.0
16	1'54.089	26.890	25.559	31.965	29.675	215.8	16	1'53.568	27.018	25.373	31.916	29.261	214.4
17	1'53.347	26.778	25.435	31.728	29.406	217.2	17	1'53.359	26.800	25.470	31.831	29.258	215.8
18	1'53.576	26.884	25.459	31.711	29.522	217.2	18	1'53.243	26.908	25.310	31.798	29.227	214.9
19	1'53.100	26.815	25.272	31.610	29.403	217.2	19	1'52.674	26.777	25.284	31.674	28.939	214.9
20	1'52.410	26.536	25.221	31.454	29.199	217.2	20	1'52.538	26.536	25.213	31.541	29.248	216.3
21	1'52.193	26.529	25.153	31.405	29.106	216.7	21	1'52.257	26.864	25.158	31.485	28.750	217.2
22	1'52.567	26.547	25.216	31.612	29.192	217.2	22	1'50.822	26.254	24.800	31.229	28.539	215.3
2nd 12 Filip SALAC Rivacold Snipers Tea CZE							4th 17 John MCPHEE Petronas Sprinta Raci GBR						
Runs=1 Total laps=22 Full laps=21							Runs=1 Total laps=22 Full laps=21						
1	2'03.554	31.807	26.771	33.464	31.512	171.3	1	2'06.317	32.175	27.270	34.338	32.534	171.9
2	1'59.561	29.012	26.256	33.286	31.007	207.3	2	2'00.195	29.032	26.655	33.457	31.051	218.2
3	1'57.255	27.783	26.166	32.799	30.507	212.6	3	1'58.723	27.954	26.251	33.332	31.186	215.3
4	1'57.029	27.805	25.830	32.640	30.754	212.1	4	1'58.048	27.999	26.042	33.353	30.654	214.9
5	1'56.662	27.809	25.923	32.515	30.415	213.0	5	1'57.526	27.853	26.010	32.996	30.667	214.4
6	1'56.747	27.718	25.805	32.676	30.548	212.1	6	1'57.690	27.896	26.174	32.818	30.802	215.8
7	1'57.061	27.901	26.023	32.496	30.641	212.1	7	1'57.062	27.801	25.839	32.877	30.545	214.4
8	1'56.796	27.809	25.844	32.698	30.445	211.7	8	1'57.097	27.768	26.109	32.738	30.482	214.9
9	1'55.999	27.588	25.806	32.321	30.284	209.4	9	1'56.987	27.998	25.840	32.747	30.402	215.3
10	1'55.805	27.510	25.657	32.540	30.098	210.3	10	1'56.366	27.796	25.819	32.583	30.168	214.9
11	1'55.293	27.433	25.558	32.310	29.992	210.8	11	1'55.626	27.578	25.742	32.405	29.901	214.4
12	1'54.709	27.294	25.500	32.185	29.730	209.9	12	1'55.723	27.597	25.614	32.739	29.773	215.8
13	1'55.116	27.152	25.532	32.376	30.056	212.1	13	1'54.982	27.371	25.502	32.367	29.742	214.4
14	1'55.037	27.413	25.708	32.210	29.706	208.1	14	1'54.351	27.218	25.387	32.186	29.560	214.9
15	1'54.305	27.150	25.539	32.108	29.508	211.7	15	1'54.194	27.139	25.388	32.090	29.577	215.8
16	1'54.260	27.189	25.496	32.097	29.478	211.7							
17	1'53.743	27.039	25.358	32.053	29.293	212.6							
18	1'53.061	26.849	25.334	31.702	29.176	212.6							
19	1'53.365	26.934	25.288	31.999	29.144	212.6							

Fastest Lap: Riccardo ROSSI BOE Owlride ITA **1'50.822** 26.254 24.800 31.229 28.539

These data/results cannot be reproduced, stored and/or transmitted in whole or in part by any manner of electronic, mechanical, photocopying, recording, broadcasting or otherwise now known or herein after developed without the previous express consent by the copyright owner, except for reproduction in daily press and regular printed publications on sale to the public within 60 days of the event related to those data/results and always provided that copyright symbol appears together as follows below.
© DORNA, 2021



Race

Moto3

Lap	Lap Time	T1	T2	T3	T4	Speed	Lap	Lap Time	T1	T2	T3	T4	Speed
16	1'53.904	27.194	25.441	32.085	29.184	217.7	22	1'52.381	26.344	25.267	31.811	28.959	218.2
17	1'52.928	27.052	25.242	31.778	28.856	219.6	7th 43 Xavier ARTIGAS Leopard Racing SPA						
18	1'53.706	26.833	25.026	33.003	28.844	215.8	Runs=1 Total laps=22 Full laps=21						
19	1'52.053	26.702	25.006	31.593	28.752	215.8	1	2'07.916	33.856	27.571	34.310	32.179	183.6
20	1'52.170	26.702	25.038	31.553	28.877	216.7	2	2'00.975	28.956	27.365	33.257	31.397	219.6
21	1'51.204	26.545	24.951	31.242	28.466	216.3	3	1'59.867	28.165	26.779	33.435	31.488	217.7
22	1'51.478	26.237	24.939	31.338	28.964	217.2	4	2'01.369	28.676	27.107	33.463	32.123	216.3
5th 71 Ayumu SASAKI Red Bull KTM Tech 3 JPN							5	2'00.456	28.396	26.892	33.727	31.441	220.6
Runs=1 Total laps=22 Full laps=21							6	1'58.795	28.101	26.515	33.175	31.004	216.7
1	2'06.184	32.482	27.100	34.280	32.322	179.6	7	1'58.862	27.956	26.640	33.350	30.916	217.2
2	1'59.543	28.606	26.475	33.157	31.305	218.2	8	1'58.514	27.952	26.512	33.259	30.791	213.9
3	1'58.861	28.293	26.154	33.194	31.220	215.8	9	1'57.974	27.945	26.286	32.704	31.039	213.0
4	1'57.997	28.166	25.961	33.079	30.791	215.3	10	1'57.190	27.836	26.149	32.555	30.650	216.3
5	1'57.751	28.105	25.908	32.877	30.861	215.3	11	1'56.286	27.523	25.988	32.399	30.376	216.7
6	1'57.424	28.057	26.021	32.733	30.613	215.8	12	1'55.708	27.353	25.819	32.376	30.160	216.3
7	1'57.233	28.108	25.775	32.688	30.662	214.9	13	1'54.737	27.184	25.634	32.125	29.794	215.8
8	1'57.346	28.115	25.856	32.695	30.680	214.9	14	1'54.094	26.989	25.583	32.038	29.484	216.7
9	1'56.876	27.907	25.958	32.549	30.462	214.9	15	1'53.805	26.770	25.628	31.902	29.505	216.3
10	1'56.209	27.864	25.705	32.574	30.066	214.9	16	1'53.684	26.898	25.548	31.856	29.382	216.7
11	1'55.804	27.744	25.660	32.372	30.028	214.9	17	1'53.735	27.047	25.451	31.927	29.310	218.6
12	1'55.196	27.642	25.499	32.323	29.732	214.9	18	1'53.407	26.819	25.377	31.945	29.266	217.7
13	1'55.118	27.531	25.580	32.255	29.752	214.9	19	1'53.351	26.972	25.236	31.834	29.309	218.2
14	1'54.599	27.362	25.504	32.168	29.565	215.8	20	1'53.108	26.731	25.465	31.802	29.110	217.2
15	1'54.335	27.365	25.322	32.148	29.500	215.3	21	1'52.494	26.480	25.346	31.640	29.028	217.2
16	1'54.092	27.368	25.309	32.079	29.336	215.8	22	1'52.253	26.446	25.004	31.779	29.024	217.2
17	1'53.986	27.482	25.299	31.967	29.238	216.7	8th 37 Pedro ACOSTA Red Bull KTM Ajo SPA						
18	1'53.472	27.108	25.252	31.944	29.168	217.7	Runs=1 Total laps=22 Full laps=20						
19	1'53.518	27.139	25.278	31.903	29.198	218.6	1	2'06.370	33.278	26.737	34.182	32.173	182.6
20	1'53.404	27.098	25.286	31.714	29.306	217.7	2	1'59.526	29.052	26.348	33.136	30.990	214.9
21	1'53.314	26.996	25.338	31.877	29.103	216.3	3	2'09.155 *	36.80*	26.838	33.686	31.827	219.6
22	1'53.792	26.960	25.371	31.999	29.462	215.3	4	2'00.918	28.854	26.378	33.739	31.947	219.1
6th 31 Adrian FERNANDEZ Sterilgarda Max Racin SPA							5	2'00.216	28.304	26.196	33.971	31.745	219.6
Runs=1 Total laps=22 Full laps=19							6	1'58.369	28.197	26.236	33.257	30.679	218.6
1	2'08.698	34.440	27.860	34.357	32.041	187.0	7	1'57.716	27.986	26.255	32.600	30.875	215.3
2	2'01.476	28.949	26.989	33.814	31.724	220.1	8	1'57.461	27.955	25.986	32.787	30.733	216.7
3	2'00.171	28.309	26.648	33.446	31.768	219.1	9	1'57.412	28.002	25.823	32.713	30.874	219.1
4	2'00.099	28.251	26.339	33.426	32.083	220.1	10	1'56.844	28.021	25.632	32.669	30.522	219.6
5	2'01.161	28.521	26.889	33.825	31.926	220.6	11	1'56.199	27.650	25.484	32.572	30.493	216.3
6	1'59.369	28.396	26.254	33.290	31.429	222.0	12	1'55.495	27.431	25.499	32.303	30.262	216.3
7	1'58.554 *	27.816	26.266	33.268	31.204*	217.7	13	1'56.868	27.483	25.862	33.157	30.366	217.7
8	1'57.874	27.966	25.962	33.036	30.910	218.6	14	1'54.788	27.405	25.304	32.239	29.840	220.1
9	1'57.064	27.779	25.920	32.682	30.683	219.6	15	1'54.477	27.426	25.328	32.109	29.614	214.9
10	1'57.164	27.659	26.059	32.771	30.675	215.3	16	1'54.201	27.218	25.325	32.229	29.429	216.3
11	1'56.153	27.442	25.871	32.525	30.315	216.3	17	1'53.073	26.999	24.988	31.926	29.160	217.7
12	1'55.645	27.181	25.817	32.497	30.150	214.9	18	1'53.053	26.887	25.123	31.823	29.220	217.2
13	1'54.789 *	27.133	25.740	32.243	29.673*	214.9	19	1'52.665	26.849	25.044	31.818	28.954	217.2
14	1'54.095	27.041	25.617	32.024	29.413	216.3	20	1'52.287	26.671	25.051	31.672	28.893	216.7
15	1'53.741	26.914	25.460	32.008	29.359	215.8	21	1'52.129	26.657	25.045	31.592	28.835	217.7
16	1'53.923	26.968	25.579	32.022	29.354	217.7	22	1'51.830	26.573	24.947	31.621	28.689	218.6
17	1'53.649	26.873	25.598	31.868	29.310	218.6	9th 53 Deniz ÖNCÜ Red Bull KTM Tech 3 TUR						
18	1'53.552	26.786	25.492	31.902	29.372	217.7	Runs=1 Total laps=22 Full laps=20						
19	1'53.131	26.777	25.454	31.855	29.045	218.2	1	2'08.351	34.037	27.819	34.349	32.146	177.1
20	1'53.082	26.955	25.371	31.725	29.031	217.7	2	2'02.902	29.130	27.311	34.369	32.092	220.1
21	1'52.680	26.546	25.400	31.693	29.041	218.2							

Fastest Lap: Riccardo ROSSI BOE Owlride ITA **1'50.822** 26.254 24.800 31.229 28.539

These data/results cannot be reproduced, stored and/or transmitted in whole or in part by any manner of electronic, mechanical, photocopying, recording, broadcasting or otherwise now known or herein after developed without the previous express consent by the copyright owner, except for reproduction in daily press and regular printed publications on sale to the public within 60 days of the event related to those data/results and always provided that copyright symbol appears together as follows below.
© DORNA, 2021

Race

Moto3

Lap	Lap Time	T1	T2	T3	T4	Speed	Lap	Lap Time	T1	T2	T3	T4	Speed
3	2'02.606	28.945	26.818	34.431	32.412	218.2	9	1'58.191	28.104	26.067	33.133	30.887	218.6
4	2'01.522	28.652	26.798	34.105	31.967	215.3	10	1'58.128	28.409	25.960	32.853	30.906	218.2
5	2'00.577	28.462	26.425	33.977	31.713	215.3	11	1'56.819	27.767	25.907	32.718	30.427	217.2
6	2'00.410	28.690	26.593	33.499	31.628	215.8	12	1'56.079	27.653	25.801	32.415	30.210	217.2
7	2'00.594	28.332	26.365	34.316	31.581	216.3	13	1'55.512	27.395	25.760	32.444	29.913	218.2
8	2'00.606	28.446	26.674	33.950	31.536	217.2	14	1'55.358	27.380	25.595	32.377	30.006	218.2
9	1'59.020	28.165	26.369	33.403	31.083	215.3	15	1'55.047	27.420	25.597	32.186	29.844	219.6
10	1'58.217	28.101	26.068	33.302	30.746	215.3	16	1'54.785	27.410	25.545	32.189	29.641	217.2
11	1'57.588	28.014	25.846	33.319	30.409	215.8	17	1'55.058	27.151	25.684	32.342	29.881	218.6
12	1'56.142	27.773	25.724	32.407	30.238	217.2	18	1'54.349	26.936	25.562	32.529	29.322	216.7
13	1'55.499	27.650	25.677	32.290	29.882	219.6	19	1'53.463	26.690	25.432	31.916	29.425	219.1
14	1'54.362	27.389	25.550	32.017	29.406	215.3	20	1'54.341	26.583	25.433	33.062	29.263	217.7
15	1'53.570	27.232	25.342	31.695	29.301	216.7	21	1'53.955	26.780	25.610	32.461	29.104	218.2
16	1'52.409 *	26.741	25.100	31.452*	29.116*	217.7	22	1'53.633	26.796	25.592	32.132	29.113	220.1
17	1'53.495	27.163	25.412	31.977	28.943	221.6							
18	1'52.316	26.640	25.183	31.660	28.833	217.7							
19	1'51.736	26.994	25.111	31.217	28.414	218.6							
20	1'51.847	26.506	25.268	31.529	28.544	219.1							
21	1'51.196	26.318	25.164	31.472	28.242	221.1							
22	1'51.305	26.129	25.409	31.232	28.535	218.6							

12th 6 Ryusei YAMANAKA CarXpert PruestelGP JPN
Runs=1 Total laps=22 Full laps=21

1	2'06.745	32.271	27.471	34.244	32.759	176.8
2	2'01.242	28.948	26.945	33.596	31.753	215.8
3	2'00.057	28.473	26.609	33.684	31.291	214.9
4	2'01.005	28.689	26.565	33.807	31.944	214.9
5	2'01.279	28.818	26.849	34.044	31.568	211.7
6	1'59.772	28.532	26.524	33.437	31.279	216.3
7	1'59.173	28.082	26.472	33.367	31.252	214.9
8	1'57.913	27.961	26.034	33.065	30.853	214.4
9	1'57.992	28.203	25.978	32.883	30.928	213.9
10	1'57.511	28.193	25.984	32.847	30.487	211.7
11	1'56.454	27.673	25.896	32.736	30.149	216.7
12	1'56.230	27.453	25.777	32.626	30.374	216.3
13	1'56.987	27.422	26.034	32.938	30.593	215.8
14	1'55.974	27.805	25.515	32.625	30.029	213.5
15	1'55.995	27.694	25.665	32.663	29.973	213.9
16	1'54.927	27.419	25.456	32.346	29.706	216.3
17	1'55.417	27.600	25.995	32.159	29.663	216.3
18	1'54.877	27.135	25.316	32.059	30.367	219.1
19	1'53.417	27.199	25.314	31.866	29.038	215.8
20	1'53.373	27.094	25.097	31.828	29.354	216.3
21	1'53.278	26.854	25.204	31.898	29.322	216.7
22	1'54.293	26.960	25.212	32.267	29.854	213.5

10th 55 Romano FENATI Sterilgarda Max Racin ITA
Runs=1 Total laps=22 Full laps=21

1	2'07.370	32.767	27.550	34.646	32.407	174.6
2	2'02.029	28.997	27.889	33.772	31.371	218.6
3	2'01.182	28.804	26.688	33.619	32.071	215.8
4	2'00.429	28.655	26.591	33.845	31.338	217.2
5	2'00.945	28.478	26.811	33.961	31.695	216.3
6	1'59.627	28.516	26.547	33.554	31.010	218.6
7	1'59.357	28.284	26.507	33.234	31.332	217.2
8	1'58.425	28.048	26.273	33.173	30.931	217.7
9	1'58.528	28.244	26.319	33.054	30.911	216.3
10	1'57.679	28.068	26.128	32.922	30.561	214.9
11	1'56.702	27.845	25.956	32.608	30.293	216.3
12	1'55.967	27.594	25.989	32.399	29.985	216.3
13	1'56.052	27.625	25.766	32.339	30.322	217.2
14	1'55.182	27.620	25.702	32.244	29.616	218.2
15	1'55.274	27.231	25.626	32.271	30.146	217.7
16	1'54.739	27.307	25.754	32.014	29.664	220.6
17	1'54.507	27.568	25.649	32.109	29.181	220.1
18	1'53.454	26.965	25.539	31.863	29.087	217.2
19	1'53.347	26.845	25.714	31.823	28.965	214.9
20	1'52.839	26.685	25.657	31.643	28.854	214.9
21	1'52.058	26.732	25.504	31.366	28.456	215.8
22	1'52.096	26.258	25.619	31.615	28.604	217.2

13th 50 Jason DUPASQUIE CarXpert PruestelGP SWI
Runs=1 Total laps=22 Full laps=21

1	2'06.833	32.963	26.957	34.394	32.519	178.7
2	2'00.502	28.777	26.840	33.331	31.554	219.1
3	2'00.588	28.493	26.566	33.334	32.195	219.1
4	2'01.627	29.238	26.884	33.566	31.939	215.3
5	2'01.469	29.032	26.924	33.733	31.780	219.1
6	1'59.312	28.582	26.364	33.443	30.923	219.1
7	1'59.382	27.985	26.493	33.323	31.581	219.6
8	1'58.013	27.976	26.162	32.982	30.893	219.6
9	1'57.575	27.856	25.941	32.989	30.789	218.2
10	1'57.111	27.940	25.925	32.766	30.480	215.3
11	1'56.520	27.725	25.909	32.557	30.329	217.2
12	1'56.170	27.505	25.716	32.712	30.237	216.7
13	1'57.594	27.588	26.265	32.979	30.762	217.2
14	1'55.865	27.675	25.571	32.597	30.022	221.6

11th 16 Andrea MIGNO Rivacold Snipers Tea ITA
Runs=1 Total laps=22 Full laps=21

1	2'05.988	31.656	27.417	34.600	32.315	168.4
2	2'01.297	29.129	26.652	33.931	31.585	216.7
3	2'00.582	28.712	26.784	33.499	31.587	219.1
4	2'01.556	29.286	26.766	33.609	31.895	215.8
5	2'01.529	28.670	27.051	33.885	31.923	217.7
6	2'00.117	28.602	26.336	33.458	31.721	219.1
7	1'59.481	28.677	26.319	33.127	31.358	219.6
8	1'58.251	27.813	26.207	33.215	31.016	218.2

Fastest Lap: Riccardo ROSSI BOE Owlride ITA **1'50.822** 26.254 24.800 31.229 28.539

These data/results cannot be reproduced, stored and/or transmitted in whole or in part by any manner of electronic, mechanical, photocopying, recording, broadcasting or otherwise now known or herein after developed without the previous express consent by the copyright owner, except for reproduction in daily press and regular printed publications on sale to the public within 60 days of the event related to those data/results and always provided that copyright symbol appears together as follows below.
© DORNA, 2021

Race

Moto3

Lap	Lap Time	T1	T2	T3	T4	Speed	Lap	Lap Time	T1	T2	T3	T4	Speed
15	1'56.024	27.693	25.648	32.583	30.100	220.1	21	1'54.308	27.064	25.481	32.250	29.513	216.7
16	1'54.828	27.376	25.630	32.153	29.669	221.1	22	1'53.349	27.167	25.411	31.882	28.889	218.6
17	1'55.017	27.545	25.573	32.245	29.654	220.6	16th 73 Maximilian KOFLER CIP Green Power AUT						
18	1'55.761	27.054	25.457	32.310	30.940	218.2	Runs=1 Total laps=22 Full laps=21						
19	1'53.884	27.152	25.477	32.053	29.202	217.2	1	2'07.790	33.504	27.528	34.438	32.320	184.3
20	1'53.114	26.731	25.296	31.982	29.105	219.6	2	2'02.652	28.970	27.801	33.825	32.056	221.1
21	1'52.896	26.764	25.307	31.874	28.951	220.1	3	2'00.317	28.347	26.711	33.435	31.824	218.2
22	1'53.843	26.800	25.622	32.135	29.286	222.0	4	1'59.853	28.136	26.486	33.592	31.639	221.1
14th 28 Izan GUEVARA Gaviota GASGAS As SPA							5	2'01.145	28.550	27.035	33.764	31.796	220.1
Runs=1 Total laps=22 Full laps=21							6	1'59.592	28.570	26.446	33.288	31.288	220.6
1	2'09.574	34.359	28.359	34.479	32.377	185.6	7	1'58.793	28.179	26.305	33.121	31.188	220.1
2	2'03.328	29.271	27.652	33.991	32.414	219.6	8	1'58.152	28.065	26.197	33.084	30.806	216.3
3	2'02.733	29.245	27.750	33.822	31.916	218.6	9	1'57.626	27.971	26.060	32.867	30.728	216.3
4	2'01.884	28.994	27.299	33.717	31.874	217.2	10	1'57.303	27.951	26.042	32.765	30.545	217.2
5	2'01.047	28.746	27.058	33.659	31.584	217.7	11	1'57.218	27.757	25.831	32.716	30.914	217.2
6	2'00.567	28.697	26.927	33.461	31.482	218.2	12	1'56.877	27.636	25.864	32.808	30.569	215.8
7	2'00.867	28.645	26.968	33.726	31.528	217.2	13	1'56.782	27.676	25.968	32.584	30.554	214.9
8	2'00.048	28.621	26.720	33.206	31.501	216.3	14	1'56.506	27.667	25.695	32.985	30.159	217.2
9	1'59.302	28.439	26.597	33.202	31.064	215.3	15	1'56.119	27.459	25.732	32.543	30.385	216.7
10	1'58.689	28.268	26.532	32.941	30.948	216.3	16	1'56.433	27.624	26.005	32.557	30.247	216.7
11	1'57.922	28.254	26.357	32.721	30.590	215.3	17	1'56.259	27.629	26.098	32.603	29.929	216.3
12	1'56.760	27.869	26.201	32.300	30.390	217.2	18	1'55.408	27.390	25.738	32.414	29.866	216.7
13	1'56.070	27.515	26.028	32.316	30.211	216.7	19	1'55.325	27.265	25.719	32.459	29.882	217.2
14	1'56.157	27.574	26.114	32.226	30.243	218.6	20	1'55.519	27.317	25.892	32.328	29.982	215.3
15	1'55.454	27.630	25.823	32.122	29.879	216.3	21	1'54.767	27.286	25.720	32.226	29.535	215.3
16	1'55.224	27.335	25.774	32.206	29.909	217.7	22	1'53.790	27.102	25.522	31.861	29.305	218.6
17	1'54.210	27.011	25.677	31.996	29.526	217.2	17th 82 Stefano NEPA BOE Owlride ITA						
18	1'53.536	26.898	25.632	31.810	29.196	217.2	Runs=1 Total laps=22 Full laps=21						
19	1'52.970	26.719	25.490	31.811	28.950	218.6	1	2'07.229	33.109	27.371	34.515	32.234	177.1
20	1'52.218	26.401	25.719	31.378	28.720	218.2	2	2'00.924	28.825	26.824	33.486	31.789	221.1
21	1'51.938	26.396	25.203	31.137	29.202	219.6	3	2'00.084	28.480	26.674	33.582	31.348	220.1
22	1'51.565	26.751	25.155	31.321	28.338	218.6	4	2'01.795	29.154	26.798	33.547	32.296	220.1
15th 19 Andi Farid IZDIHAR Honda Team Asia INA							5	2'01.289	28.781	26.846	33.734	31.928	219.1
Runs=1 Total laps=22 Full laps=21							6	2'00.500	28.906	26.712	33.785	31.097	219.6
1	2'10.200	34.996	28.068	34.985	32.151	184.6	7	1'59.169	28.291	26.473	33.139	31.266	218.6
2	2'02.998	29.300	27.301	34.130	32.267	212.6	8	1'58.664	28.312	26.338	32.901	31.113	218.2
3	2'01.501	29.222	26.639	33.990	31.650	215.3	9	1'58.530	28.369	26.171	32.953	31.037	217.2
4	2'01.596	28.890	26.474	34.132	32.100	213.9	10	1'57.737	28.079	26.265	32.726	30.667	218.6
5	2'00.487	28.579	26.701	33.540	31.667	213.5	11	1'56.909	27.940	26.052	32.513	30.404	217.7
6	2'00.278	28.603	26.394	33.715	31.566	214.9	12	1'56.877	27.797	26.064	32.753	30.263	217.7
7	2'00.160	28.431	26.325	33.797	31.607	213.9	13	1'56.581	27.876	25.841	32.642	30.222	216.3
8	1'59.117	28.382	26.692	33.244	30.799	214.9	14	1'56.319	27.692	25.955	32.577	30.095	216.3
9	1'59.149	28.824	26.302	33.241	30.782	213.9	15	1'55.778	27.483	25.704	32.531	30.060	216.3
10	1'58.395	28.854	26.195	32.876	30.470	211.7	16	1'55.824	27.546	25.784	32.590	29.904	218.2
11	1'57.663	28.068	25.866	33.221	30.508	210.8	17	1'56.177	28.173	25.711	32.468	29.825	218.6
12	1'56.757	28.147	25.865	32.592	30.153	211.2	18	1'55.017	27.370	25.611	32.358	29.678	218.2
13	1'56.310	28.151	25.797	32.467	29.895	211.2	19	1'55.078	27.429	25.647	32.350	29.652	218.6
14	1'54.926	27.499	25.601	32.320	29.506	212.6	20	1'55.402	27.270	25.713	32.411	30.008	217.2
15	1'56.826	27.213	25.338	34.769	29.506	213.5	21	1'54.968	27.343	25.824	32.149	29.652	218.2
16	1'54.589	27.207	25.568	32.313	29.501	212.6	22	1'53.889	27.010	25.474	32.023	29.382	218.6
17	1'54.546	27.290	25.534	32.196	29.526	212.1	18th 7 Dennis FOGGIA Leopard Racing ITA						
18	1'54.920	27.097	25.482	33.167	29.174	213.5	Runs=1 Total laps=22 Full laps=21						
19	1'53.148	26.885	25.211	31.923	29.129	213.0	1	2'09.178	34.119	28.045	34.293	32.721	177.4
20	1'52.702	26.622	25.270	31.820	28.990	213.5							

Fastest Lap: Riccardo ROSSI BOE Owlride ITA 1'50.822 26.254 24.800 31.229 28.539

These data/results cannot be reproduced, stored and/or transmitted in whole or in part by any manner of electronic, mechanical, photocopying, recording, broadcasting or otherwise now known or herein after developed without the previous express consent by the copyright owner, except for reproduction in daily press and regular printed publications on sale to the public within 60 days of the event related to those data/results and always provided that copyright symbol appears together as follows below.
© DORNA, 2021

Race

Moto3

Lap	Lap Time	T1	T2	T3	T4	Speed	Lap	Lap Time	T1	T2	T3	T4	Speed
2	2'02.914	29.496	27.311	34.051	32.056	214.9	8	1'57.974	27.895	26.268	32.903	30.908	212.6
3	2'02.155	28.872	27.064	33.807	32.412	213.9	9	2'30.553	56.789	28.071	33.898	31.795	210.3
4	2'01.566	28.818	26.828	33.872	32.048	213.9	10	2'00.904	28.591	27.032	33.830	31.451	208.6
5	2'00.784	28.744	26.622	33.489	31.929	214.9	11	2'00.697	28.595	27.230	33.575	31.297	208.6
6	2'00.220	28.540	26.497	33.394	31.789	215.8	12	2'00.405	28.425	26.821	33.692	31.467	208.6
7	1'59.742	28.378	26.382	33.460	31.522	214.9	13	1'59.687	28.301	26.888	33.436	31.062	209.4
8	1'59.518	28.639	26.597	33.214	31.068	210.8	14	1'59.285	28.271	26.710	33.152	31.152	209.4
9	2'02.096	28.955	26.710	35.015	31.416	210.8	15	1'58.996	28.102	26.560	33.329	31.005	209.0
10	2'00.360	28.522	26.318	34.368	31.152	213.0	16	1'58.621	27.972	26.636	33.001	31.012	210.8
11	1'58.429	28.437	26.331	33.030	30.631	212.6	17	1'57.015	27.758	26.238	32.779	30.240	209.9
12	1'58.020	28.325	26.205	32.889	30.601	213.9	18	1'56.642	27.628	26.107	32.662	30.245	210.3
13	1'57.847	28.293	26.143	32.851	30.560	213.0	19	1'56.905	27.479	26.068	33.141	30.217	209.9
14	1'57.657	28.228	26.108	32.781	30.540	211.7	20	1'57.094	27.774	26.479	32.881	29.960	209.4
15	1'58.046	28.581	26.106	32.891	30.468	210.8	21	1'55.723	27.149	26.002	32.429	30.143	210.3
16	1'57.601	28.193	26.210	32.825	30.373	212.1	22	1'56.229	27.446	26.055	32.666	30.062	210.3
17	1'56.962	28.012	26.106	32.919	29.925	213.9							
18	1'56.406	28.015	25.975	32.518	29.898	212.6							
19	1'56.193	27.768	25.851	32.580	29.994	212.6							
20	1'55.216	27.583	25.687	32.223	29.723	212.6							
21	1'54.710	27.442	25.522	32.178	29.568	212.6							
22	1'54.547	27.415	25.863	31.990	29.279	213.9							

19th 20 Lorenzo FELLON SIC58 Squadra Corse FRA
 Runs=1 Total laps=22 Full laps=21

1	2'10.548	35.270	27.989	34.880	32.409	182.9
2	2'03.099	29.494	27.309	33.960	32.336	216.7
3	2'02.569	29.705	27.391	33.764	31.709	216.3
4	2'01.810	29.455	27.019	33.714	31.622	216.7
5	2'01.265	29.044	27.071	33.581	31.569	216.3
6	2'01.178	29.170	26.958	33.534	31.516	215.8
7	2'00.674	29.177	26.984	33.368	31.145	214.4
8	1'59.948	28.975	26.568	33.246	31.159	214.9
9	1'59.704	29.010	26.488	33.153	31.053	214.4
10	1'58.794	28.750	26.363	32.829	30.852	213.9
11	1'58.871	28.779	26.499	32.980	30.613	214.4
12	1'58.225	28.589	26.247	32.764	30.625	214.4
13	1'58.114	28.657	26.177	32.790	30.490	214.4
14	1'57.562	28.390	26.180	32.641	30.351	214.9
15	1'57.198	28.413	25.957	32.461	30.367	214.4
16	1'56.947	28.255	26.036	32.437	30.219	214.9
17	1'56.869	28.104	25.906	32.941	29.918	216.7
18	1'56.466	28.073	25.916	32.514	29.963	216.3
19	1'56.028	27.819	25.731	32.525	29.953	215.8
20	1'55.241	27.736	25.638	32.148	29.719	214.9
21	1'54.682	27.605	25.506	32.017	29.554	215.3
22	1'54.483	27.572	25.626	32.061	29.224	216.3

20th 40 Darryn BINDER Petronas Sprinta Raci RSA
 Runs=1 Total laps=22 Full laps=21

1	2'09.322	34.283	28.020	34.969	32.050	176.4
2	2'01.643	29.210	26.870	33.858	31.705	216.7
3	1'59.112	28.410	26.427	33.115	31.160	215.3
4	1'59.716	28.214	26.508	33.267	31.727	212.6
5	2'00.308	28.438	26.963	33.639	31.268	213.9
6	1'59.069	28.259	26.460	33.344	31.006	211.2
7	1'59.396	28.237	26.671	33.438	31.050	211.2

21st 27 Kaito TOBA CIP Green Power JPN
 Runs=1 Total laps=21 Full laps=19

1	2'07.160	33.427	27.473	34.164	32.096	184.3
2	2'01.175	29.089	26.927	33.383	31.776	220.1
3	2'00.664	28.509	26.851	33.426	31.878	220.6
4	2'01.219	28.594	27.175	33.768	31.682	219.1
5	2'01.165	28.643	26.987	33.725	31.810	221.1
6	1'59.879	28.417	26.533	33.461	31.468	221.1
7	2'59.994	27.988	1'22.449	36.705	32.852	220.1
8	2'01.081	28.583	27.344	33.596	31.558	210.3
9	2'00.184	28.039	27.395	33.370	31.380	213.5
10	1'58.918	28.071	26.692	33.145	31.010	213.5
11	1'58.010	27.789	26.426	33.023	30.772	213.9
12	1'57.282	27.595	26.226	32.815	30.646	213.9
13	1'57.308	27.208	26.804	32.756	30.540	213.9
14	1'56.227	27.401	25.958	32.617	30.251	214.4
15	1'55.894	27.171	25.987	32.448	30.288	216.3
16	1'56.373	27.229	26.203	32.620	30.321	216.7
17	1'55.446	27.120	25.866	32.357	30.103	214.9
18	2'00.458 *	32.04 *	26.134	32.362	29.921	215.8
19	1'55.218	27.037	25.538	32.185	30.458	216.3
20	2'04.931	35.660	26.555	32.832	29.884	99.6
21	1'56.009	26.778	25.785	33.730	29.716	214.9

22nd 52 Jeremy ALCOBA Indonesian Racing Gr SPA
 Runs=2 Total laps=18 Full laps=14

1	2'07.608	33.819	27.490	33.962	32.337	179.0
2	3'04.289 P	28.829	1'12.786			218.2
3	7'59.833	36.648	28.689	34.967	33.022	
4	2'02.799	29.302	27.275	34.128	32.094	208.6
5	2'00.836	28.694	26.885	33.510	31.747	209.9
6	2'00.095	28.391	26.901	33.467	31.336	210.3
7	1'59.393	28.319	26.660	33.320	31.094	210.3
8	1'58.315	28.082	26.533	33.046	30.654	210.3
9	1'57.750	27.975	26.409	32.825	30.541	210.8
10	1'57.028	27.921	26.179	32.600	30.328	210.3
11	1'56.445	27.813	26.070	32.506	30.056	210.3
12	1'56.015	27.608	25.863	32.474	30.070	211.7
13	1'55.883	27.700	25.909	32.389	29.885	212.1
14	1'55.495	27.634	26.251	32.069	29.541	210.8

Fastest Lap: Riccardo ROSSI BOE Owlride ITA 1'50.822 26.254 24.800 31.229 28.539

These data/results cannot be reproduced, stored and/or transmitted in whole or in part by any manner of electronic, mechanical, photocopying, recording, broadcasting or otherwise now known or herein after developed without the previous express consent by the copyright owner, except for reproduction in daily press and regular printed publications on sale to the public within 60 days of the event related to those data/results and always provided that copyright symbol appears together as follows below.
 © DORNA, 2021

Race

Moto3

Lap	Lap Time	T1	T2	T3	T4	Speed	Lap	Lap Time	T1	T2	T3	T4	Speed
15	1'55.190	27.677	25.901	32.114	29.498	206.8							
16	1'56.135	27.370	25.753	32.287	30.725	213.5							
17	1'56.282 *	29.20!*	25.745	31.885	29.443	209.9							
18	1'55.756	27.363	26.035	32.403	29.955	211.7							

23rd 99 Carlos TATAY Avintia Esponsorama SPA
Runs=1 Total laps=14 Full laps=12

1	2'09.927	34.749	28.143	34.548	32.487	187.4
2	2'02.583	29.428	27.267	33.943	31.945	214.4
3	2'01.859	29.151	26.939	33.949	31.820	215.3
4	2'02.556	29.437	27.106	34.142	31.871	217.2
5	2'01.328	28.745	26.835	34.039	31.709	214.9
6	2'00.494	28.730	26.702	33.583	31.479	213.9
7	2'00.679	28.756	26.789	33.586	31.548	214.4
8	1'59.150	28.388	26.366	33.237	31.159	213.5
9	1'59.153	28.406	26.214	33.528	31.005	213.9
10	1'58.278	28.396	26.050	33.004	30.828	213.0
11	1'58.031	28.162	25.938	33.422	30.509	213.5
12	1'57.109	28.128	25.861	32.867	30.253	213.5
13	1'57.200	27.789	25.743	33.446	30.222	213.9
14	2'00.568 P	28.197	26.995	32.939	32.437	213.0

24th 32 Takuma MATSUYA Honda Team Asia JPN
Runs=1 Total laps=4 Full laps=2

1	2'08.167	33.705	27.503	34.302	32.657	182.6
2	2'02.433	29.051	27.206	33.738	32.438	217.2
3	2'00.348	28.525	26.843	33.499	31.481	217.2
unfinished		28.691	26.649	33.633		218.2

25th 2 Gabriel RODRIGO Indonesian Racing Gr ARG
Runs=1 Total laps=3 Full laps=1

1	2'05.158	32.026	27.162	34.079	31.891	170.4
2	1'59.857	28.456	26.674	33.116	31.611	213.5
unfinished		28.153	26.286			212.6

26th 5 Jaume MASIA Red Bull KTM Ajo SPA
Runs=1 Total laps=2 Full laps=0

1	2'04.627	31.248	27.244	34.141	31.994	172.2
unfinished		28.489	26.697	33.236		217.7

27th 24 Tatsuki SUZUKI SIC58 Squadra Corse JPN
Runs=1 Total laps=2 Full laps=0

1	2'06.258	32.592	27.080	34.411	32.175	171.6
unfinished		28.974				219.1

28th 23 Niccolò ANTONELL Avintia Esponsorama ITA
Runs=1 Total laps=1 Full laps=0

1	3'46.484 P	31.408	26.914	33.280	2'14.882	173.7
---	------------	--------	--------	--------	----------	-------

Fastest Lap: Riccardo ROSSI BOE Owlride ITA 1'50.822 26.254 24.800 31.229 28.539

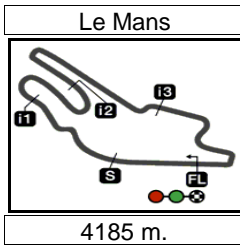
These data/results cannot be reproduced, stored and/or transmitted in whole or in part by any manner of electronic, mechanical, photocopying, recording, broadcasting or otherwise now known or herein after developed without the previous express consent by the copyright owner, except for reproduction in daily press and regular printed publications on sale to the public within 60 days of the event related to those data/results and always provided that copyright symbol appears together as follows below.
© DORNA, 2021

Official MotoGP Timing by TISSOT
www.motogp.com

Le Mans, Sunday, May 16, 2021

Page 6 of 6





SHARK GRAND PRIX DE FRANCE

Race

Analysis by Lap

35

Num Lap Time Gap

Lap	1	2	3	4	5	6	7	8	9	10	11	12
12	2'03.554	1'58.593	1'57.227	1'57.047	1'56.574	1'57.255	1'58.861	2'01.289	1'55.700	1'55.806	1'55.583	1'55.293
54	2'04.054 0.500	1'59.667 0.845	1'57.227	1'57.029 0.249	1'56.662 0.337	1'58.939 2.557	1'58.861 4.485	2'01.165 17.659	1'55.999 1.556	1'55.805 1.555	1'55.293 1.265	1'55.293 1.265
11	2'04.283 0.729	1'59.857 2.139	1'57.227	1'57.029 0.249	1'56.662 0.337	2'04.283 0.729	1'58.723 5.132	2'01.165 17.659	1'56.090 6.872	1'56.258 7.324	1'55.293 1.265	1'55.293 1.265
5	2'04.627 1.073	1'59.543 2.851	1'57.227	1'57.029 0.249	1'56.662 0.337	2'04.627 1.073	1'58.723 5.132	2'01.165 17.659	1'56.876 10.107	1'56.258 7.324	1'55.293 1.265	1'55.293 1.265
2	2'05.158 1.604	1'59.526 3.020	1'57.227	1'57.029 0.249	1'56.662 0.337	2'05.158 1.604	1'58.723 5.132	2'01.165 17.659	1'57.064 25.358	1'56.258 7.324	1'55.293 1.265	1'55.293 1.265
16	2'05.988 2.434	1'59.526 3.020	1'57.227	1'57.029 0.249	1'56.662 0.337	2'05.988 2.434	1'58.723 5.132	2'01.165 17.659	1'57.064 25.358	1'56.258 7.324	1'55.293 1.265	1'55.293 1.265
71	2'06.184 2.630	1'59.543 2.851	1'57.227	1'57.029 0.249	1'56.662 0.337	2'06.184 2.630	1'58.723 5.132	2'01.165 17.659	1'57.064 25.358	1'56.258 7.324	1'55.293 1.265	1'55.293 1.265
24	2'06.258 2.704	1'59.526 3.020	1'57.227	1'57.029 0.249	1'56.662 0.337	2'06.258 2.704	1'58.723 5.132	2'01.165 17.659	1'57.064 25.358	1'56.258 7.324	1'55.293 1.265	1'55.293 1.265
17	2'06.317 2.763	1'59.526 3.020	1'57.227	1'57.029 0.249	1'56.662 0.337	2'06.317 2.763	1'58.723 5.132	2'01.165 17.659	1'57.064 25.358	1'56.258 7.324	1'55.293 1.265	1'55.293 1.265
37	2'06.370 2.816	1'59.543 2.851	1'57.227	1'57.029 0.249	1'56.662 0.337	2'06.370 2.816	1'58.723 5.132	2'01.165 17.659	1'57.064 25.358	1'56.258 7.324	1'55.293 1.265	1'55.293 1.265
6	2'06.745 3.191	1'59.526 3.020	1'57.227	1'57.029 0.249	1'56.662 0.337	2'06.745 3.191	1'58.723 5.132	2'01.165 17.659	1'57.064 25.358	1'56.258 7.324	1'55.293 1.265	1'55.293 1.265
50	2'06.833 3.279	1'59.543 2.851	1'57.227	1'57.029 0.249	1'56.662 0.337	2'06.833 3.279	1'58.723 5.132	2'01.165 17.659	1'57.064 25.358	1'56.258 7.324	1'55.293 1.265	1'55.293 1.265
27	2'07.160 3.606	1'59.526 3.020	1'57.227	1'57.029 0.249	1'56.662 0.337	2'07.160 3.606	1'58.723 5.132	2'01.165 17.659	1'57.064 25.358	1'56.258 7.324	1'55.293 1.265	1'55.293 1.265
82	2'07.229 3.675	1'59.526 3.020	1'57.227	1'57.029 0.249	1'56.662 0.337	2'07.229 3.675	1'58.723 5.132	2'01.165 17.659	1'57.064 25.358	1'56.258 7.324	1'55.293 1.265	1'55.293 1.265
55	2'07.370 3.816	1'59.543 2.851	1'57.227	1'57.029 0.249	1'56.662 0.337	2'07.370 3.816	1'58.723 5.132	2'01.165 17.659	1'57.064 25.358	1'56.258 7.324	1'55.293 1.265	1'55.293 1.265
52	2'07.608 4.054	1'59.526 3.020	1'57.227	1'57.029 0.249	1'56.662 0.337	2'07.608 4.054	1'58.723 5.132	2'01.165 17.659	1'57.064 25.358	1'56.258 7.324	1'55.293 1.265	1'55.293 1.265
73	2'07.790 4.236	1'59.543 2.851	1'57.227	1'57.029 0.249	1'56.662 0.337	2'07.790 4.236	1'58.723 5.132	2'01.165 17.659	1'57.064 25.358	1'56.258 7.324	1'55.293 1.265	1'55.293 1.265
43	2'07.916 4.362	1'59.526 3.020	1'57.227	1'57.029 0.249	1'56.662 0.337	2'07.916 4.362	1'58.723 5.132	2'01.165 17.659	1'57.064 25.358	1'56.258 7.324	1'55.293 1.265	1'55.293 1.265
32	2'08.167 4.613	1'59.543 2.851	1'57.227	1'57.029 0.249	1'56.662 0.337	2'08.167 4.613	1'58.723 5.132	2'01.165 17.659	1'57.064 25.358	1'56.258 7.324	1'55.293 1.265	1'55.293 1.265
53	2'08.351 4.797	1'59.526 3.020	1'57.227	1'57.029 0.249	1'56.662 0.337	2'08.351 4.797	1'58.723 5.132	2'01.165 17.659	1'57.064 25.358	1'56.258 7.324	1'55.293 1.265	1'55.293 1.265
31	2'08.698 5.144	1'59.543 2.851	1'57.227	1'57.029 0.249	1'56.662 0.337	2'08.698 5.144	1'58.723 5.132	2'01.165 17.659	1'57.064 25.358	1'56.258 7.324	1'55.293 1.265	1'55.293 1.265
7	2'09.178 5.624	1'59.526 3.020	1'57.227	1'57.029 0.249	1'56.662 0.337	2'09.178 5.624	1'58.723 5.132	2'01.165 17.659	1'57.064 25.358	1'56.258 7.324	1'55.293 1.265	1'55.293 1.265
40	2'09.322 5.768	1'59.543 2.851	1'57.227	1'57.029 0.249	1'56.662 0.337	2'09.322 5.768	1'58.723 5.132	2'01.165 17.659	1'57.064 25.358	1'56.258 7.324	1'55.293 1.265	1'55.293 1.265
28	2'09.574 6.020	1'59.526 3.020	1'57.227	1'57.029 0.249	1'56.662 0.337	2'09.574 6.020	1'58.723 5.132	2'01.165 17.659	1'57.064 25.358	1'56.258 7.324	1'55.293 1.265	1'55.293 1.265
99	2'09.927 6.373	1'59.543 2.851	1'57.227	1'57.029 0.249	1'56.662 0.337	2'09.927 6.373	1'58.723 5.132	2'01.165 17.659	1'57.064 25.358	1'56.258 7.324	1'55.293 1.265	1'55.293 1.265
19	2'10.200 6.646	1'59.526 3.020	1'57.227	1'57.029 0.249	1'56.662 0.337	2'10.200 6.646	1'58.723 5.132	2'01.165 17.659	1'57.064 25.358	1'56.258 7.324	1'55.293 1.265	1'55.293 1.265
20	2'10.548 6.994	1'59.543 2.851	1'57.227	1'57.029 0.249	1'56.662 0.337	2'10.548 6.994	1'58.723 5.132	2'01.165 17.659	1'57.064 25.358	1'56.258 7.324	1'55.293 1.265	1'55.293 1.265
23	3'46.484 1'42.930	1'59.526 3.020	1'57.227	1'57.029 0.249	1'56.662 0.337	3'46.484 1'42.930	1'58.723 5.132	2'01.165 17.659	1'57.064 25.358	1'56.258 7.324	1'55.293 1.265	1'55.293 1.265

□ Lapped rider

These data/results cannot be reproduced, stored and/or transmitted in whole or in part by any manner of electronic, mechanical, photocopying, recording, broadcasting or otherwise now known or herein after developed without the previous express consent by the copyright owner, except for reproduction in daily press and regular printed publications on sale to the public within 60 days of the event related to those data/results and always provided that copyright symbol appears together as follows below.

© DORNA, 2021



Num Lap Time Gap

53	1'56.142	42.587
99	1'57.109	45.199
28	1'56.760	46.773
7	1'58.020	49.034
20	1'58.225	50.737
40	2'00.405	1'13.151
27	1'57.282	1'40.783
52	1'56.015	7'34.458

Lap 13

12	1'55.116	
11	1'55.660	0.021
54	1'55.264	7.576
71	1'55.118	9.955
17	1'54.982	10.755
31	1'54.789	26.630
43	1'54.737	27.062
6	1'56.987	30.773
37	1'56.868	30.962
50	1'57.594	31.109
16	1'55.512	31.943
73	1'56.782	32.513
55	1'56.052	32.705
82	1'56.581	34.701
53	1'55.499	42.447
19	1'56.310	43.024
99	1'57.200	46.760
28	1'56.070	47.204
7	1'57.847	51.242
20	1'58.114	53.212
40	1'59.687	1'17.199
27	1'57.308	1'42.452
52	1'55.883	7'34.702

Lap 14

11	1'54.094	
12	1'55.037	0.922
54	1'54.446	7.907
71	1'54.599	10.439
17	1'54.351	10.991
31	1'54.095	26.610
43	1'54.094	27.041
37	1'54.788	31.635
6	1'55.974	32.632
50	1'55.865	32.859
16	1'55.358	33.186
55	1'55.182	33.772
73	1'56.506	34.904
82	1'56.319	36.905
53	1'54.362	42.694
19	1'54.926	43.835
28	1'56.157	49.246
99	2'00.568	53.213
7	1'57.657	54.784
20	1'57.562	56.659
40	1'59.285	1'22.369
27	1'56.227	1'44.564
52	1'55.495	7'36.082

Lap 15

11	1'54.188	
12	1'54.305	1.039
54	1'54.691	8.410
71	1'54.335	10.586
17	1'54.194	10.997
31	1'53.741	26.163
43	1'53.805	26.658
37	1'54.477	31.924
16	1'55.047	34.045
6	1'55.995	34.439

50	1'56.024	34.695
55	1'55.274	34.858
73	1'56.119	36.835
82	1'55.778	38.495
53	1'53.570	42.076
19	1'56.826	46.473
28	1'55.454	50.512
7	1'58.046	58.642
20	1'57.198	59.669
40	1'58.996	1'27.177
27	1'55.894	1'46.270
52	1'55.190	7'37.084

Lap 16

11	1'54.089	
12	1'54.260	1.210
54	1'53.568	7.889
71	1'54.092	10.589
17	1'53.904	10.812
31	1'53.923	25.997
43	1'53.684	26.253
37	1'54.201	32.036
16	1'54.785	34.741
6	1'54.927	35.277
50	1'54.828	35.434
55	1'54.739	35.508
73	1'56.433	39.179
82	1'55.824	40.230
53	1'52.409	40.396
19	1'54.589	46.973
28	1'55.224	51.647
7	1'57.601	1'02.154
20	1'56.947	1'02.527
40	1'58.621	1'31.709
27	1'56.373	1'48.554
52	1'56.135	7'39.130

Lap 17

11	1'53.347	
12	1'53.743	1.606
54	1'53.359	7.901
17	1'52.928	10.393
71	1'53.986	11.228
31	1'53.649	26.299
43	1'53.735	26.641
37	1'53.073	31.762
16	1'55.058	36.452
55	1'54.507	36.668
50	1'55.017	37.104
6	1'55.417	37.347
53	1'53.495	40.544
73	1'56.259	42.091
82	1'56.177	43.060
19	1'54.546	48.172
28	1'54.210	52.510
7	1'56.962	1'05.769
20	1'56.869	1'06.049
40	1'57.015	1'35.377
27	1'55.446	1'50.653
52	1'56.282	7'42.065

Lap 18

11	1'53.576	
12	1'53.061	1.091
54	1'53.243	7.568
17	1'53.706	10.523
71	1'53.472	11.124
31	1'53.552	26.275
43	1'53.407	26.472
37	1'53.053	31.239

55	1'53.454	36.546
16	1'54.349	37.225
6	1'54.877	38.648
53	1'52.316	39.284
50	1'55.761	39.289
73	1'55.408	43.923
82	1'55.017	44.501
19	1'54.920	49.516
28	1'53.536	52.470
7	1'56.406	1'08.599
20	1'56.466	1'08.939
40	1'56.642	1'38.443
27	2'00.458	1'57.535
52	1'55.756	7'44.245

Lap 19

11	1'53.100	
12	1'53.365	1.356
54	1'52.674	7.142
17	1'52.053	9.476
71	1'53.518	11.542
31	1'53.131	26.306
43	1'53.351	26.723
37	1'52.665	30.804
55	1'53.347	36.793
16	1'53.463	37.588
53	1'51.736	37.920
6	1'53.417	38.965
50	1'53.884	40.073
73	1'55.325	46.148
82	1'55.078	46.479
19	1'53.148	49.564
28	1'52.970	52.340
7	1'56.193	1'11.692
20	1'56.028	1'11.867
40	1'56.905	1'42.248
27	1'55.218	1'59.653

Lap 20

11	1'52.410	
12	1'52.293	1.239
54	1'52.538	7.270
17	1'52.170	9.236
71	1'53.404	12.536
31	1'53.082	26.978
43	1'53.108	27.421
37	1'52.287	30.681
55	1'52.839	37.222
53	1'51.847	37.357
16	1'54.341	39.519
6	1'53.373	39.928
50	1'53.114	40.777
73	1'55.519	49.257
82	1'55.402	49.471
19	1'52.702	49.856
28	1'52.218	52.148
7	1'55.216	1'14.498
20	1'55.241	1'14.698
40	1'57.094	1'46.932
27	2'04.931	2'12.174

Lap 21

11	1'52.193	
12	1'52.886	1.932
54	1'52.257	7.334
17	1'51.204	8.247
71	1'53.314	13.657
31	1'52.680	27.465
43	1'52.494	27.722
37	1'52.129	30.617

53	1'51.196	36.360
55	1'52.058	37.087
6	1'53.278	41.013
16	1'53.955	41.281
50	1'52.896	41.480
73	1'54.767	51.831
28	1'51.938	51.893
19	1'54.308	51.971
82	1'54.968	52.246
7	1'54.710	1'17.015
20	1'54.682	1'17.187
40	1'55.723	1'50.462
27	1'56.009	2'15.990

Lap 22

11	1'52.567	
12	1'52.984	2.349
54	1'50.822	5.589
17	1'51.478	7.158
71	1'53.792	14.882
31	1'52.381	27.279
43	1'52.253	27.408
37	1'51.830	29.880
53	1'51.305	35.098
55	1'52.096	36.616
16	1'53.633	42.347
6	1'54.293	42.739
50	1'53.843	42.756
28	1'51.565	50.891
19	1'53.349	52.753
73	1'53.790	53.054
82	1'53.889	53.568
7	1'54.547	1'18.995
20	1'54.483	1'19.103
40	1'56.229	1'54.124

Lapped rider

These data/results cannot be reproduced, stored and/or transmitted in whole or in part by any manner of electronic, mechanical, photocopying, recording, broadcasting or otherwise now known or herein after developed without the previous express consent by the copyright owner, except for reproduction in daily press and regular printed publications on sale to the public within 60 days of the event related to those data/results and always provided that copyright symbol appears together as follows below.

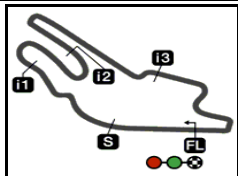
© DORNA, 2021

Official MotoGP Timing by TISSOT
www.motogp.com

Le Mans, Sunday, May 16, 2021



Le Mans



4185 m.

Results and timing service provided by TISSOT

SHARK GRAND PRIX DE FRANCE**2021 Rookie of the Year Classification****Moto3™****36**

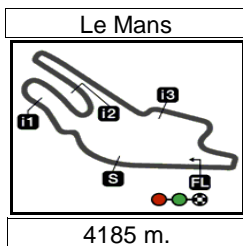
Rider	<i>Nation</i>	<i>Points</i>	<i>Leader Previous</i>	QAT	DOH	POR	SPA	FRA	<i>ITA</i>	<i>CAT</i>	<i>GER</i>	<i>NED</i>	<i>STY</i>	<i>AUT</i>	<i>GBR</i>	<i>ARA</i>	<i>RSM</i>	<i>JPN</i>	<i>THA</i>	<i>AUS</i>	<i>MAL</i>	<i>VAL</i>
1 ACOSTA Pedro	SPA	103		20	25	25	25	8														
2 GUEVARA Izan	SPA	26	77	77	9	10	-	5	2													
3 ARTIGAS Xavier	SPA	16	87	10	-	-	-	7	9													
4 FERNANDEZ Adrian	SPA	10	93	6	-	-	-	-	10													
5 IZDIHAR Andi Farid	INA	1	102	9	-	-	-	-	1													

These data/results cannot be reproduced, stored and/or transmitted in whole or in part by any manner of electronic, mechanical, photocopying, recording, broadcasting or otherwise now known or herein after developed without the previous express consent by the copyright owner, except for reproduction in daily press and regular printed publications on sale to the public within 60 days of the event related to those data/results and always provided that copyright symbol appears together as follows below.
© DORNA, 2021

Official MotoGP Timing by TISSOT
www.motogp.com

Le Mans, Sunday, May 16, 2021





Results and timing service provided by **TISSOT**
 After the **SHARK GRAND PRIX DE FRANCE**

Moto3™

2021 Riders Performance

(Qualifying Position - Starting Position - Race Position)

37

Rider	Points	QAT	DOH	POR	SPA	FRA	ITA	CAT	GER	NED	STY	AUT	GBR	ARA	RSM	JPN	THA	AUS	MAL	VAL
1 ACOSTA Pedro	103	11 11-2	9 23-1	12 8-1	13 13-1	21 21-8	-	-	-	-	-	-	-	-	-	-	-	-	-	-
2 GARCIA Sergio	49	8 8-4	2 22-23	4 3-8	21 21-13	8 8-1	-	-	-	-	-	-	-	-	-	-	-	-	-	-
3 MIGNO Andrea	47	17 17-NC	6 5-4	1 1-3	3 3-4	1 1-11	-	-	-	-	-	-	-	-	-	-	-	-	-	-
4 FENATI Romano	46	18 18-11	14 24-10	14 10-7	5 5-2	10 10-10	-	-	-	-	-	-	-	-	-	-	-	-	-	-
5 ANTONELLI Niccolò	44	10 10-6	12 10-3	17 13-6	9 9-8	6 6-NC	-	-	-	-	-	-	-	-	-	-	-	-	-	-
6 SASAKI Ayumu	44	15 15-NC	22 17-7	10 6-4	8 8-5	15 15-5	-	-	-	-	-	-	-	-	-	-	-	-	-	-
7 MASIA Jaume	39	5 5-1	1 1-9	11 7-9	15 15-21	3 3-NC	-	-	-	-	-	-	-	-	-	-	-	-	-	-
8 BINDER Darryn	36	1 1-3	7 6-2	8 25-20	7 7-22	16 16-20	-	-	-	-	-	-	-	-	-	-	-	-	-	-
9 SALAC Filip	30	23 23-13	20 15-NC	18 14-13	12 12-12	7 7-2	-	-	-	-	-	-	-	-	-	-	-	-	-	-
10 DUPASQUIER Jason	27	12 12-10	11 9-11	27 23-12	14 14-7	14 14-13	-	-	-	-	-	-	-	-	-	-	-	-	-	-
11 GUEVARA Izan	26	2 2-7	10 8-6	15 11-24	11 11-11	26 24-14	-	-	-	-	-	-	-	-	-	-	-	-	-	-
12 YAMANAKA Ryusei	26	21 21-14	17 13-8	22 18-10	19 19-10	12 12-12	-	-	-	-	-	-	-	-	-	-	-	-	-	-
13 RODRIGO Gabriel	25	7 7-5	4 3-13	5 4-5	4 4-NC	5 5-NC	-	-	-	-	-	-	-	-	-	-	-	-	-	-

NC=Not classified NL=Not finished first lap NP=Not started race re-start N2=Not finished first lap race re-start EX=Excluded NS=Not Started DS=Disqualified

These data/results cannot be reproduced, stored and/or transmitted in whole or in part by any manner of electronic, mechanical, photocopying, recording, broadcasting or otherwise now known or herein after developed without the previous express consent by the copyright owner, except for reproduction in daily press and regular printed publications on sale to the public within 60 days of the event related to those data/results and always provided that copyright symbol appears together as follows below.
 © DORNA, 2021

Official MotoGP Timing by **TISSOT**
 www.motogp.com

Le Mans, Sunday, May 16, 2021



	Rider	Points	QAT	DOH	POR	SPA	FRA	ITA	CAT	GER	NED	STY	AUT	GBR	ARA	RSM	JPN	THA	AUS	MAL	VAL
14	FOGGIA Dennis	20	13 13-NL	18 26-17	2 2-2	23 23-NC	18 18-18	-	-	-	-	-	-	-	-	-	-	-	-	-	-
15	ALCOBA Jeremy	18	4 4-NC	3 2-NC	3 26-14	2 2-3	17 17-22	-	-	-	-	-	-	-	-	-	-	-	-	-	-
16	TOBA Kaito	18	6 6-9	13 11-5	21 17-NC	26 26-16	19 19-21	-	-	-	-	-	-	-	-	-	-	-	-	-	-
17	ROSSI Riccardo	16	9 9-NC	23 27-19	26 22-19	24 24-17	2 2-3	-	-	-	-	-	-	-	-	-	-	-	-	-	-
18	ARTIGAS Xavier	16	24 24-NC	16 12-NC	9 5-NC	17 17-9	29 27-7	-	-	-	-	-	-	-	-	-	-	-	-	-	-
19	TATAY Carlos	14	14 14-12	24 18-21	24 20-17	16 16-6	20 29-NC	-	-	-	-	-	-	-	-	-	-	-	-	-	-
20	MCPHEE John	13	3 3-NC	8 7-NC	6 28-23	6 6-NL	4 4-4	-	-	-	-	-	-	-	-	-	-	-	-	-	-
21	SUZUKI Tatsuki	12	28 28-8	5 4-12	13 9-NC	1 1-NC	9 9-NC	-	-	-	-	-	-	-	-	-	-	-	-	-	-
22	FERNANDEZ Adrian	10	22 22-17	19 14-NC	16 12-NC	22 22-24	28 26-6	-	-	-	-	-	-	-	-	-	-	-	-	-	-
23	ÖNCÜ Deniz	8	19 19-20	28 28-18	7 27-15	10 10-20	13 13-9	-	-	-	-	-	-	-	-	-	-	-	-	-	-
24	NEPA Stefano	6	25 25-18	15 25-16	25 21-11	25 25-15	11 11-17	-	-	-	-	-	-	-	-	-	-	-	-	-	-
25	KUNII Yuki	3	20 20-16	25 19-15	20 16-16	18 18-14	23 -NS	-	-	-	-	-	-	-	-	-	-	-	-	-	-
26	KOFLER Maximilian	3	16 16-15	26 20-14	23 19-21	27 27-19	22 22-16	-	-	-	-	-	-	-	-	-	-	-	-	-	-
27	IZDIHAR Andi Farid	1	26 26-21	27 21-22	19 15-18	20 20-18	24 28-15	-	-	-	-	-	-	-	-	-	-	-	-	-	-
28	FELLON Lorenzo	0	27 27-19	21 16-20	28 24-22	28 28-23	27 25-19	-	-	-	-	-	-	-	-	-	-	-	-	-	-
29	MATSUYAMA Takuma	0	-	-	-	-	25 23-NC	-	-	-	-	-	-	-	-	-	-	-	-	-	-

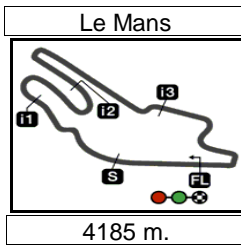
NC=Not classified NL=Not finished first lap NP=Not started race re-start N2=Not finished first lap race re-start EX=Excluded NS=Not Started DS=Disqualified

These data/results cannot be reproduced, stored and/or transmitted in whole or in part by any manner of electronic, mechanical, photocopying, recording, broadcasting or otherwise now known or herein after developed without the previous express consent by the copyright owner, except for reproduction in daily press and regular printed publications on sale to the public within 60 days of the event related to those data/results and always provided that copyright symbol appears together as follows below.
© DORNA, 2021

Official MotoGP Timing byTISSOT
www.motogp.com

Le Mans, Sunday, May 16, 2021





SHARK GRAND PRIX DE FRANCE
Official Starting Grid

Race : 22 laps = 92.07 km



1	1 1'47.407 16 Andrea MIGNO Honda	2 1'49.408 54 Riccardo ROSSI KTM	3 1'49.611 5 Jaime MASIA KTM
2	4 1'49.640 17 John MCPHEE Honda	5 1'49.684 2 Gabriel RODRIGO Honda	6 1'49.894 23 Niccolò ANTONELLI KTM
3	7 1'50.594 12 Filip SALAC Honda	8 1'50.786 11 Sergio GARCIA GASGAS	9 1'50.927 24 Tatsuki SUZUKI Honda
4	10 1'50.962 55 Romano FENATI Husqvarna	11 1'51.145 82 Stefano NEPA KTM	12 1'51.303 6 Ryusei YAMANAKA KTM
5	13 1'51.375 53 Deniz ÖNCÜ KTM	14 1'51.510 50 Jason DUPASQUIER KTM	15 1'52.332 71 Ayumu SASAKI KTM
6	16 1'52.511 40 Darryn BINDER Honda	17 1'54.034 52 Jeremy ALCOBA Honda	18 1'54.345 7 Dennis FOGGIA Honda
7	19 1'43.290 27 Kaito TOBA KTM	20 1'43.303 99 Carlos TATAY KTM	21 1'43.376 37 Pedro ACOSTA KTM
8	22 1'43.393 73 Maximilian KOFLER KTM	23 1'44.284 32 Takuma MATSUYAMA Honda	24 1'44.435 28 Izan GUEVARA GASGAS

FIM MotoGP Stewards grid penalty for rider #19

The results are provisional until the end of the limit for protest and appeals and until the ratification of the Event Management Committee.

Time limit for protest expires 60' at the latest after publication of the results - Time:

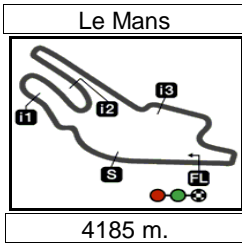
These data/results cannot be reproduced, stored and/or transmitted in whole or in part by any manner of electronic, mechanical, photocopying, recording, broadcasting or otherwise now known or herein after developed without the previous express consent by the copyright owner, except for reproduction in daily press and regular printed publications on sale to the public within 60 days of the event related to those data/results and always provided that copyright symbol appears together as follows below.

© DORNA, 2021

Official MotoGP Timing by TISSOT
www.motogp.com

Le Mans, Sunday, May 16, 2021





Results and timing service provided by TISSOT

Moto3™

SHARK GRAND PRIX DE FRANCE
Official Starting Grid

Race : 22 laps = 92.07 km

9

25
1'44.784
20 Lorenzo FELLON
Honda

26
1'47.081
31 Adrian FERNANDEZ
Husqvarna

27
1'43.613
43 Xavier ARTIGAS
Honda

10

28
1'43.663
19 Andi Farid IZDIHAR
Honda

FIM MotoGP Stewards grid penalty for rider #19

The results are provisional until the end of the limit for protest and appeals and until the ratification of the Event Management Committee.

Time limit for protest expires 60' at the latest after publication of the results - Time:

These data/results cannot be reproduced, stored and/or transmitted in whole or in part by any manner of electronic, mechanical, photocopying, recording, broadcasting or otherwise now known or herein after developed without the previous express consent by the copyright owner, except for reproduction in daily press and regular printed publications on sale to the public within 60 days of the event related to those data/results and always provided that copyright symbol appears together as follows below.


© DORNA, 2021

Official MotoGP Timing by TISSOT
www.motogp.com

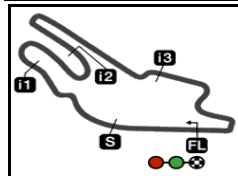
Le Mans, Sunday, May 16, 2021



Le Mans

Results and timing service provided by  TISSOT

Moto3™



4185 m.

SHARK GRAND PRIX DE FRANCE

Race

Top Speed & Average



Rider	Nation	Motorcycle	Top 5 speeds					Average	Top
31 Adrian FERNANDEZ	SPA	HUSQVARNA	222.0	220.6	220.1	220.1	219.6	220.5	222.0
50 Jason DUPASQUIER	SWI	KTM	222.0	221.6	221.1	220.6	220.1	220.9	222.0
53 Deniz ÖNCÜ	TUR	KTM	221.6	221.1	220.1	219.6	219.1	220.3	221.6
27 Kaito TOBA	JPN	KTM	221.1	221.1	220.6	220.1	220.1	220.6	221.1
73 Maximilian KOFLER	AUT	KTM	221.1	221.1	220.6	220.1	220.1	220.6	221.1
82 Stefano NEPA	ITA	KTM	221.1	220.1	220.1	219.6	219.1	220.0	221.1
43 Xavier ARTIGAS	SPA	HONDA	220.6	219.6	218.6	218.2	217.7	218.7	220.6
55 Romano FENATI	ITA	HUSQVARNA	220.6	220.1	218.6	218.6	218.2	219.2	220.6
16 Andrea MIGNO	ITA	HONDA	220.1	219.6	219.6	219.1	219.1	219.4	220.1
37 Pedro ACOSTA	SPA	KTM	220.1	219.6	219.6	219.6	219.1	219.5	220.1
17 John MCPHEE	GBR	HONDA	219.6	218.2	217.7	217.2	216.7	217.9	219.6
28 Izan GUEVARA	SPA	GASGAS	219.6	219.6	218.6	218.6	218.6	218.9	219.6
6 Ryusei YAMANAKA	JPN	KTM	219.1	216.7	216.7	216.3	216.3	216.8	219.1
24 Tatsuki SUZUKI	JPN	HONDA	219.1	171.6				195.4	219.1
19 Andi Farid IZDIHAR	INA	HONDA	218.6	216.7	215.3	214.9	214.9	216.1	218.6
71 Ayumu SASAKI	JPN	KTM	218.6	218.2	217.7	217.7	216.7	217.8	218.6
32 Takuma MATSUYAMA	JPN	HONDA	218.2	217.2	217.2	182.6		208.8	218.2
52 Jeremy ALCOBA	SPA	HONDA	218.2	213.5	212.1	211.7	211.7	213.4	218.2
5 Jaume MASIA	SPA	KTM	217.7	172.2				195.0	217.7
11 Sergio GARCIA	SPA	GASGAS	217.2	217.2	217.2	217.2	217.2	217.2	217.2
54 Riccardo ROSSI	ITA	KTM	217.2	216.3	215.8	215.3	214.9	215.7	217.2
99 Carlos TATAY	SPA	KTM	217.2	215.3	214.9	214.4	214.4	215.2	217.2
20 Lorenzo FELLON	FRA	HONDA	216.7	216.7	216.7	216.3	216.3	216.5	216.7
40 Darryn BINDER	RSA	HONDA	216.7	215.3	213.9	212.6	212.6	214.2	216.7
7 Dennis FOGGIA	ITA	HONDA	215.8	214.9	214.9	214.9	213.9	214.4	215.8
2 Gabriel RODRIGO	ARG	HONDA	213.5	212.6	170.4			198.8	213.5
12 Filip SALAC	CZE	HONDA	213.0	212.6	212.6	212.6	212.6	212.7	213.0
23 Niccolò ANTONELLI	ITA	KTM	173.7					173.7	173.7

These data/results cannot be reproduced, stored and/or transmitted in whole or in part by any manner of electronic, mechanical, photocopying, recording, broadcasting or otherwise now known or herein after developed without the previous express consent by the copyright owner, except for reproduction in daily press and regular printed publications on sale to the public within 60 days of the event related to those data/results and always provided that copyright symbol appears together as follows below.

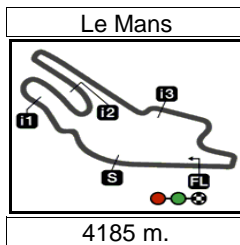
© DORNA, 2021

Official MotoGP Timing by TISSOT
www.motogp.com

 moto3



Le Mans, Sunday, May 16, 2021




Results and timing service provided by **TISSOT**

Moto3™

SHARK GRAND PRIX DE FRANCE

Race

Fastest Laps Sequence

Lap	Race Time	 Rider	Nation	Motorcycle	Time	Km/h	Riders's Lap
2	4'02.876	11 Sergio GARCIA	SPA	GASGAS	1'58.593	127.0	2
3	6'00.370	12 Filip SALAC	CZE	HONDA	1'57.255	128.4	3
4	7'57.150	11 Sergio GARCIA	SPA	GASGAS	1'57.047	128.7	4
4	7'57.399	12 Filip SALAC	CZE	HONDA	1'57.029	128.7	4
5	9'53.724	11 Sergio GARCIA	SPA	GASGAS	1'56.574	129.2	5
8	15'43.408	11 Sergio GARCIA	SPA	GASGAS	1'56.202	129.6	8
9	17'39.108	11 Sergio GARCIA	SPA	GASGAS	1'55.700	130.2	9
11	21'30.497	11 Sergio GARCIA	SPA	GASGAS	1'55.583	130.3	11
11	21'31.762	12 Filip SALAC	CZE	HONDA	1'55.293	130.6	11
12	23'26.471	12 Filip SALAC	CZE	HONDA	1'54.709	131.3	12
14	27'15.702	11 Sergio GARCIA	SPA	GASGAS	1'54.094	132.0	14
15	29'36.053	31 Adrian FERNANDEZ	SPA	HUSQVARNA	1'53.741	132.4	15
15	29'51.966	53 Deniz ÖNCÜ	TUR	KTM	1'53.570	132.6	15
16	31'11.868	54 Riccardo ROSSI	ITA	KTM	1'53.568	132.6	16
17	32'57.326	11 Sergio GARCIA	SPA	GASGAS	1'53.347	132.9	17
17	33'07.719	17 John MCPHEE	GBR	HONDA	1'52.928	133.4	17
18	35'30.186	53 Deniz ÖNCÜ	TUR	KTM	1'52.316	134.1	18
19	36'53.478	17 John MCPHEE	GBR	HONDA	1'52.053	134.4	19
19	37'21.922	53 Deniz ÖNCÜ	TUR	KTM	1'51.736	134.8	19
21	40'36.852	17 John MCPHEE	GBR	HONDA	1'51.204	135.4	21
21	41'04.965	53 Deniz ÖNCÜ	TUR	KTM	1'51.196	135.4	21
22	42'26.761	54 Riccardo ROSSI	ITA	KTM	1'50.822	135.9	22

These data/results cannot be reproduced, stored and/or transmitted in whole or in part by any manner of electronic, mechanical, photocopying, recording, broadcasting or otherwise now known or herein after developed without the previous express consent by the copyright owner, except for reproduction in daily press and regular printed publications on sale to the public within 60 days of the event related to those data/results and always provided that copyright symbol appears together as follows below.

© DORNA, 2021

Official MotoGP Timing by TISSOT
www.motogp.com

Le Mans, Sunday, May 16, 2021

motogp

